

**Small Parcel Shipping within the Continental U.S.**

Use the shipping schedule to determine your charges for small parcel surface shipping in the continental United States. Air shipping is available at extra cost. All carriers use dimensional weight to assess air shipping charges.

A \$3.00 Processing Charge is added to all orders. We have decided this is the fairest way to cover increasing handling costs without raising parts prices.

**Small Parcel Shipping to Alaska, Hawaii, and Foreign Countries including Canada:**

Since the Post Office, Federal Express, and other small package carriers have instituted dimensional weight, the charges for packages vary widely. Estimates are 30-40% of parts cost, depending on the items. We have had several lost parcels using the postal service and recommend FedEx as the best delivery company for non-continental U.S. addresses. Large parcel orders are shipped via air freight. Contact us with the details of your order and your shipping address and we will quote the delivery charges.

**Back Orders:** Although we have a large inventory of parts available, occasionally back orders occur. Regular inventory items not in stock at the time of your order will be shipped at no additional cost, as quickly as possible.

**Damaged Merchandise:** Contact us immediately if you have a damaged parcel. Do not discard any packing as you may harm your chances of quick resolution. Have your invoice number ready when calling. Any damage or shortages must be reported to us within 7 days of receipt of goods.

**Returns: Must be accompanied by copy of invoice and returned in the same condition as shipped.**

All returns are subject to a 15% inspection and restocking assessment. Returns older than 30 days must be pre-approved. Please call ahead of time with details before returning.

**Warranty:** Items we manufacture carry a limited lifetime warranty. Items we do not manufacture carry a warranty of one year from the date of purchase. Warranty is limited to the replacement of parts. Proof of purchase required.

**Price Changes:** We will notify you of any substantial price changes before shipping. Items with small increases will be processed and the amount due will be billed to your account or added to your invoice. If you are billed, please pay the balance due upon receipt. Prices are subject to change without notice.

**Payment:** Because of increasing amount of incomplete transactions, **we are no longer accepting COD orders.** Please mail check or money order payable to: Fusick Automotive Products, Inc. We reserve the right to hold personal checks up to 14 days for bank clearance.

**Credit Cards:** We accept Visa, MasterCard, American Express and Discover Card as payment. FAX, mail or Email orders must have complete information to avoid delays.



**Shipping:** Orders are processed within 2 hours of receipt and are shipped the same day whenever possible. Please provide a street as well as mail address to assist us in handling your order quickly. Please print or type your order.

**Show Schedule:** It is impossible to have every item in our inventory available off premises. However we do try to have a large selection of popular items available. If you plan on attending one of the shows and would like us to deliver parts to you, please contact us 2 weeks prior to the show. We will have your order ready for pick-up. Uncommon color interior items or special order items will need even more time.

1. Spring Carlisle, Penn.	Spaces N160-65	April 19-23, 2017
2. Long Island Oldsmobile Club Spring Dustoff	Merrick, Long Island, NY	First Sunday in May
3. 2017 Oldsmobile Homecoming Show	Lansing, MI	June 17, 2017
3. Oldsmobile Club of America National Meet	Kingsport, TN	July 19-23, 2016
4. Fall Carlisle, Penn. (Infield)	Spaces IJ 33-39	Sept. 28-Oct. 2, 2016
5. Fall Hershey, Penn. (Green Field)	Spaces GBJ 1-5	October 5-8, 2016



**Fusick Automotive Products Inc.**

**21 Thompson Road**

**East Windsor, CT 06088**

**sales@fusick.com**

**fusickautomotiveproducts.com**

**1-860-623-1589**

**1-860-623-1583**

**Fax: 1-860-623-3118**




**Mon-Thur 8:00 AM to 5:30 PM    Fri 8:00 AM to 5:00 PM**

**Saturdays 9:00 AM-12:00 Noon**

Welcome Oldsmobile Cutlass, 442, and Hurst/Olds Owners:

**SINCE 1971**

Oldsmobile enthusiasts worldwide turn to Fusick Automotive for their restoration needs. Our commitment to you is proven by the fact that a majority of all reproduction parts for Oldsmobile available originate here with our own tooling dies. We are the largest GM licensed manufacturer of Oldsmobile, 442, Cutlass, Rocket Emblems, as well as Guide Lenses which are all trademarks of General Motors Corporation. Look for our  logo throughout the catalog, which signifies the items that we manufacture.

We have recently reproduced the correct 1968 Radiator Shroud, and updated the tooling on the 1969-70 Shroud as well, both are in stock now. We also expect the 1970 Headlight Bezels to arrive in 2016. There are others currently on the market, but we took extra steps to insure they are a proper fit, have the appropriate paint areas, and have an exceptional anodized aluminum finish.

When requested our catalogs will be included at no charge with an order, or they may be mailed for a \$6.00 postage fee (\$10.00 to Canada, \$15.00 Internationally). As always you have the option to download the latest versions of our catalogs free of charge via our webpage **www.fusickautomotiveproducts.com**. We would like to personally thank you for your patronage, and remind you that our friendly, knowledgeable staff looks forward to serving you.

Sincerely for Oldsmobile,

Office Personnel

*Oldsmobile*

Jason Jutras  
Jason@Fusick.com

Kevin McMahon  
Kevin@Fusick.com

Stephen O'Brien  
Stephen@Fusick.com

Brandon Smith  
BSmith@Fusick.com

David Jackson  
Dave@Fusick.com

Warehouse Personnel

*James Hemingway*  
James Hemingway

*Terrance Chase*  
Terrance Chase

*Scott Spremulli*  
Scott Spremulli

*Carey Fusick Rodriguez*  
Carey Fusick Rodriguez

*Mike Fusick*  
Michael Fusick



*Cutlass*



*Jason Jutras*

*Kevin McMahon*

*Stephen O'Brien*

*Brandon Smith*

*David Jackson*

# EMBLEMS AND SCRIPTS

We stock the largest and most complete selection of emblems and ornamental parts available for 1964-77 Cutlass & 442. All parts listed in the Emblems and Scripts section are manufactured by us. Each part is carefully researched for proper size, color, pin location, and application. All emblems are made using injection die casting methods, chrome plated, and painted the appropriate color(s). Our quality emblems are then inspected and licensed by General Motors. Recently there have been some inferior quality reproduction emblems introduced on the market. The quality, fit, and finish do not meet our standards. Injection die cast tooling costs between \$3,000.00 and \$6,000.00 per emblem, far in excess of the inexpensive spin cast versions.



Oldsmobile, Guide Lens, 442, Rocket Symbol, are trademarks of General Motors Corporation and are used under license to Fusick Automotive Products, Inc.\*

## 1964-68 442 Emblems

1964-67 442 Emblems are a quality injection die cast product, chrome plated and painted in the correct tri-color. Each emblem has red, red/orange, and yellow/orange sections as original. 1968 442 Emblems are also die cast, chromed and painted the correct semi-flat black. General Motors has inspected and licensed all our 442 emblems.

**1964-65 442 Emblems:** Fit on the front fenders and trunk of 1964 442's, and the rear quarter panels and trunk on 1965 442's. 1964 owners must drill an extra hole to mount the emblems. Includes fasteners. Manufactured with all new tooling.

<b>SE645</b>	442 Emblem	1964-65 442	36.50 ea.
<b>SE650</b>	442 Grille Emblem	1965 442	43.00



*Fusick*



*Fusick*



*Fusick*

**1966 442 Emblems:** Three separate emblems are used on the 1966 442. Chrome plated, tri-color emblems include fasteners.

<b>SE66G</b>	442 Grille Emblem	1966 442	46.00
<b>SE66F</b>	442 Quarter Emblem	1966 442	43.00 ea.
<b>SE73T</b>	442 Trunk Emblem	1966-67 442	43.00



*Fusick*

*Fusick*



*Fusick*

**1967 442 Emblems:** Grille bar and emblem, and the trunk emblem are tri-color on chrome plating. The fender emblem has black highlights in the tri-color section. Fasteners included only with the fender and trunk emblems. Please note the SE67GB picture shown is cropped to show detail. Bar extends the entire grille and is 24 1/2" in length.

<b>SE67GB</b>	442 Grille Bar 1967 442	95.00
<b>SE67F</b>	442 Fender Emblem 1967 442	42.00 ea.
<b>SE73T</b>	442 Trunk Emblem 1966-67 442	43.00



*Fusick*



*Fusick*



*Fusick*



*Fusick*

**1968 442 Emblems:** Grille emblem is one piece and conforms to the curvature of the grille. The trunk emblem is also one piece, while the fender emblems are a set of 3 individual numbers. Chrome plated with satin black painted highlights. All emblems include fasteners.


<b>SE68G</b>	442 Grille Emblem	1968 442	55.00
<b>SE68T</b>	442 Trunk Emblem	1968 442	49.50
<b>SE790F</b>	442 Fender Emblem	1968 442	34.50 ea. set

## 1969-75 442 Emblems

1969-75 442 Emblems are a quality injection die cast product, chrome plated and painted where applicable with the correct finish. General Motors has inspected and licensed all our 442 emblems. Look for the GM Restoration Parts and Fusick Automotive Products, Inc. license tags on all 442 Emblems.

**1969-73 442 Emblems:** 1969-70, & 1973 442 models used a header panel emblem set mounted between grilles. Front fender 442s were used on all 1969-73 and 1969-72 models were complimented with 442 trunk numerals. Our emblems are manufactured from high pressure injection tooling. Original factory samples were provided to attain the correct textured-grain finish. Many of the later GM NOS emblems lost their finish due to worn or rusted tooling. All emblems include fasteners. For the restorer that requires the correct emblem location, we offer a Template Kit for all 1970-72 442 and/or W30 front fenders and trunk installation.

<b>SE234F</b>	1969-70 442 and 1973 442 Header Emblem	32.00 set
<b>SE223F</b>	1969-73 442 Fender Emblems	32.00 ea. set
<b>SE678T</b>	1969-72 Trunk Emblem	32.00 set
<b>T7072</b>	1970-72 Numeral Location Template	33.50 kit



### 1971 & 1972 442 Grille Emblems:

1971 grille emblem has a chrome rim with painted black center while 1972 grille emblem has a chrome rim with painted red center. Each set includes fasteners.

<b>SE71G</b>	1971 442 Grille Emblem	32.00 set
<b>SE72G</b>	1972 442 Grille Emblem	32.00 set

**1974-75 442 Emblems:** Die cast chrome plated 442 emblem with the correct brushed finish. 1974 442s were identified with emblems on the grille, front fenders and trunk. 1975 442 emblems are mounted on each of the front fenders and trunk. Fasteners included with all emblems.

<b>SE65F</b>	1974-75 442 Fender Emblems	49.00 each
<b>SE55G</b>	1974 442 Grille Emblem	65.00
<b>SE77T</b>	1974-75 442 Trunk Emblem	60.00



### W30, W31 & SX Fender Emblems

**1970-72 W30 Fender Emblem:** This emblem is located on the front fender below 442 emblems on 1970-72 W30 optioned 442's. 4 1/2" long, two studs with fasteners included. Chrome with black painted highlights.

<b>SE95F</b>	W30 Emblem	1970-72 W30	23.00 ea.
--------------	------------	-------------	-----------

**1970 W31 Fender Emblem:** Emblem mounts on fender of W31 optioned F-85, Cutlass, and Cutlass 'S' Models. 4" x 1" chrome plated emblem with black highlights. Two studs with fasteners included.

<b>SE31F</b>	W31 Emblem	1970 W31	23.00 ea.
--------------	------------	----------	-----------

### 1970-71 Cutlass Supreme 'SX' Fender Emblem:

2 1/2" x 1 1/4" chrome plated emblem with black painted highlights. Identifies 1970-71 Cutlass Supreme models with 'SX' option.

<b>SE98F</b>	'SX' Emblem	1970-71 SX	26.50 ea.
--------------	-------------	------------	-----------



## 1965-77 Cutlass Scripts

These excellent reproduction scripts are injection die cast, chrome plated, and painted as original. All OLDSMOBILE and CUTLASS scripts in this catalog are inspected, approved, and licensed by General Motors. Look for the GM Restoration Parts and Fusick Automotive Products, Inc license tags on all 'Oldsmobile' and 'Cutlass' scripts you purchase. These are the best quality scripts available on the market today.



Oldsmobile, Guide Logo, 442, Rocket Symbol, are trademarks of General Motors Corporation and are used under license to Fusick Automotive Products, Inc.\*

### 1965 Front Fender, 1966 Rear Quarter 'Cutlass' Script:

Chrome plated script fits 1965 Cutlass on both front fenders and both rear quarters of 1966 Cutlass. Three mounting studs, includes fasteners.

**SE14F** Cutlass Script 1965-66 All Cutlass 34.50 ea.



**1966-67 'Cutlass' Trunk Script:** Chrome plated with black highlights, two studs with fasteners. Mounted on both 1966 and 1967 Cutlass on passenger side of trunk lid.

**SE71T** Cutlass Script 1966-67 Cutlass 34.50

### 1967 'Cutlass' Fender Script:

Three studs with fasteners. Chrome plated Cutlass Script with black highlights. Located on all Cutlass and Cutlass Supreme models on front fenders.

**SE55F** Cutlass Script 1967 Cutlass 34.50 ea.



### 1968-69 'Cutlass' Scripts:

Fender and trunk Cutlass scripts. Chrome plated with black highlights. Cutlass Scripts apply to both Cutlass and Cutlass Supreme models. Fasteners are included.

**SE81F** Cutlass Fender Script 1968-69 Cutlass 24.50 ea.

**SE43T** Cutlass Trunk Script 1968 Cutlass 29.00

**SE72T** Cutlass Trunk Script 1969 Cutlass 29.00

**1970 'Cutlass' Fender and Trunk Scripts:** Scripts used on 1970 Cutlass and Cutlass Supreme models on both fenders and trunk. Chrome plated with black highlights. Includes fasteners.

**SE48F** Cutlass Fender Script  
1970 Cutlass & Cutlass Supreme 24.00 ea.

**SE70T** Cutlass Trunk Script 1970 Cutlass 26.00



### 1971-72 'Cutlass' Fender and Trunk Scripts:

Chrome plated, correct script without highlights. Cutlass script is used on Cutlass and Cutlass Supreme models in 1971-72. Fasteners included.

**SE12F** Fender Script 1971-72 Cutlass 24.00 ea.

**SE57T** Trunk Script 1971-72 Cutlass 26.00

## 1967-72 'OLDSMOBILE' Scripts and Letter sets

All Oldsmobile scripts and letter sets are inspected, licensed and approved by General Motors. Excellent quality chrome with the correct painted highlights where originally used.

**1967 'OLDSMOBILE' Grille Bar Emblem:** Fits all 1967 Cutlass and Cutlass Supreme on grille bar.

Chrome plated with black highlights. Fasteners included.

**SE49G** Grille Bar Emblem 1967 all except 442 38.50


**1968-70 'OLDSMOBILE' Hood Script:** Correct die cast chrome plated with black highlights. Fits 1968-69 exc. 442, 1970 442 except Ram Air. Includes fasteners.

**SE74H** 'OLDSMOBILE' script 1968-70 27.50

**1970 Cutlass 'S' and Rallye 350 'OLDSMOBILE'**

**Grille Script:** Die cast script with three special studs and fasteners to mount on the grille. Chrome plated with black highlights. This script applies to 1970 Cutlass 'S' and Rallye 350 models only.

**SE97G** Grille script 1970 Cutlass S & R350 29.00


**1970 Cutlass Supreme 'Oldsmobile' Grille Script:** Chrome 'Oldsmobile' script for grille on all 1970 Cutlass Supreme models. Fits our Supreme Grilles perfectly (page 12). Special bracket for mounting is included.

**SE39G** 'Oldsmobile' Grille Script 1970 Cutlass Supreme 29.00

**1971 Cutlass 'S', 1972 All Cutlass except 442**

**'OLDSMOBILE' Grille Script:** Chrome plated die cast script, with three studs and fasteners to mount on the grille.

**SE25G** Grille script 1971 Cutlass S, 1972 All exc. 442 29.00


**1971-72 'OLDSMOBILE' Hood Script:**

Chrome script that includes fasteners, fits 1971 442 except OAI, 1972 Cutlass and Cutlass Supreme W29 and 442s with steel hood.

**SE02H** 'OLDSMOBILE' Hood Script 29.00


**1971-72 'O-L-D-S-M-O-B-I-L-E' Trunk Letter Set:** This set of 10 letters fits 1971-72 Cutlass Supreme coupes and convertibles on the trunk lid. Excellent chrome finish with black painted highlights in center of letters. Includes barrel nut fasteners.

**L712T** 'Oldsmobile' Trunk Letter set 1971-72 Cutlass Supreme 65.00 set

# 1965-72 Rocket Emblems

The Rocket Emblems below are injection die cast and chrome plated, then carefully painted correct Claret Poly (maroon) with black highlights where needed. Each Rocket Emblem is inspected, approved, and licensed by General Motors.

## 1965 All Cutlass and 442 Hood

**Rocket Emblem:** 5 1/2" tall, chrome plated, with claret poly paint in the rocket tail and the ribbed background. Two mounting studs as original with fasteners.

**SE03H** Rocket Emblem  
1965 all Cutlass/442 39.50

*Fusick*



**1968 442 Convertible Trunk Rocket Emblem:** 4" chrome plated Rocket Emblem with claret poly painted rocket tail and ribbed background area. Two studs, one using a self tapping nut and the other a barrel nut as original. Fasteners included.

**SE33T** Rocket Emblem  
1968 442 Conv only 29.00

*Fusick*

*Fusick*



## 1966 Cutlass and 442, 1967 Deluxe

**F-85 Trunk Rocket Emblem:** 4 1/8" tall chrome plated emblem with claret poly paint in the rocket flame and ribbed section. Two mounting studs with fasteners.

**SE78T** Rocket Emblem  
1966 Cutlass and 442, 1967 F85 39.50

## 1969-70 F-85 and Cutlass Supreme Hood

**Extension Rocket Emblem:** 4 1/2" tall chrome plated with claret poly paint highlights in ribbed section and rocket tail. Two offset studs, fasteners included.

**SE10H** Rocket Emblem  
1969-70 exc. 442 & 'S' 27.50

*Fusick*



## 1966 442 Grille Bar Rocket

**Emblem:** Mounted on center of Grille Bars on all 1966 442 models. Chrome plated with claret poly paint in center and black highlights around edge and in rocket tail. Emblem has tabs on either side to accommodate the grille bars. Fasteners included.

**SE16G** 1966 442 Grille Bar Rocket  
95.00

*Fusick*



*Fusick*

**1970 F-85, Cutlass, Cutlass Supreme, Rallye 350, 1972 Cutlass 'S' Trunk Rocket Emblem:** 4 3/4" tall x 1 3/4" wide, chrome plated Rocket Emblem with black painted highlights in rocket and border. Hole in emblem surrounds trunk lock. Three studs, with fasteners included.

**SE69T** Rocket Emblem  
1970 exc 442, 1972 'S' 29.00



## 1967 Cutlass F-85 Deluxe Front Fender

**Rocket Emblem:** Chrome plated 3 1/2" tall fender rocket emblem has center section painted claret poly. Two studs with fasteners included. For models 3500-3600.

**SE56F** Rocket Emblem  
1967 F-85 Deluxe 29.50 ea.

*Fusick*

**1971 All Models Rocket Emblem between Grilles:** 5" tall chrome plated Rocket Emblem has black highlights in the border and the tail of the rocket. Background is open as original. Mounts on plastic shield between grilles. Two studs with speed nut fasteners included.

**SE01RE** Rocket Emblem  
1971 all models 27.00



*Fusick*

## 1968 442 2 Door Hardtop and Sport Coupe Trunk Rocket Emblem:

Die cast 4" tall chrome plated Rocket Emblem with claret poly painted rocket tail and ribbed area as original. One stud uses a self tapping nut and the other uses a barrel nut.

**SE32T** Rocket Emblem  
1968 all 2 Door 29.00

*Fusick*



*Fusick*

## 1972 All Models Rocket Emblem

**between Grilles:** 5" tall chrome plated Rocket Emblem has black paint on the tail of the rocket and solid black painted background. Mounts on plastic shield between grilles. Two studs with fasteners included.

**SE32F** Rocket Emblem 1972 all 27.00

# 1967-75 Cutlass Supreme 'C/S' and Cutlass 'S' Emblems

## 1967, 1970-72 C/S Emblems

### 1967 Cutlass Supreme

#### Convertible Fender C/S Emblem:

This emblem is located on the fenders of 1967 Cutlass Supreme Convertibles only. 3 1/4" tall, chrome plated with claret poly highlights and background. Two studs with fasteners included.

#### SE58F Fender C/S Emblem

1967 Cutlass Supreme Conv. 33.50 ea.



*Fusick*

### 1969-70 Cutlass 'S' Hood Extension

**Emblem:** 4" tall chrome plated Hood 'S' Emblem. Claret Poly background and black highlights around edge and in the 'S'. Two mounting studs with fasteners included.

SE11H 'S' 1969-70 Cutlass S 26.50 ea.

*Fusick*



### 1967 Cutlass Supreme and 442

#### C/S Trunk Emblem:

Trunk C/S Emblem is used on 1967 Cutlass Supreme and all 442s. 3 3/4" tall chrome plated emblem with two studs, includes fasteners. Claret poly painted background and C/S portion. New adjusted tooling.

#### SE75T Trunk C/S Emblem

1967 Cutlass Supreme & 442 42.00

*Fusick*

### 1970-72 Cutlass Supreme 2 and 4

#### Door Hardtop Roof Panel C/S

**Emblem:** Emblem is mounted on roof panel behind rear quarter window. 2 1/2" X 1 1/2" chrome plated emblem with black highlights in the letters and scroll work as original. Two studs with barrel nut fasteners included.

#### SE64RP C/S Roof Emblem

1970-72 Supreme 29.00 ea.

*Fusick*



*Fusick*

### 1968 Cutlass 'S' Coupe Trunk

**Emblem:** 4" tall chrome plated 'S' emblem applies to holiday coupe and sport coupe models only. Claret Poly background and correct black highlights. Uses one speed nut and one barrel nut fastener, included.

#### SE34T 'S' Trunk Emblem

1968 Cutlass 'S' 32.50

*Fusick*

### 1968-70 Cutlass 'S' Emblem:

3" tall chrome plated 'S' Emblem. Painted correct claret poly maroon in background and black highlights around edge and in the 'S'. Also used on Rallye 350 Cutlass 'S' models. Does not fit cars with the optional chrome side molding.

SE07F 'S' Emblem 1968-70 'S' 27.50 ea.



*Fusick*

## 1968-72 Cutlass 'S' Emblems



### 1968 Cutlass 'S' Hood Emblem:

4" tall chrome plated Hood 'S' Emblem. Claret poly background with black highlights around edges and in the 'S'. Mounts on hood above the grille on all Cutlass 'S' Models. Two studs with fasteners included.

SE68HS 'S' 1968 Cutlass S 26.50 ea.



*Fusick*

### 1972 Cutlass 'S' Front Fender Emblem:

2 1/2" tall chrome plated 'S' emblem has claret poly background and black highlights around edge and in the 'S'. Two mounting studs with fasteners included.

#### SE72F 'S' Emblem

1972 Cutlass 'S' 23.00 ea.

**1973-75 Fender 'S' Emblem:** Fits front fenders on all 1973-75 Cutlass 'S' and Hurst Olds models. Chrome 'S' with red background. Two mounting studs per original, fasteners included.

#### SE735FS 'S' Front Fender

Emblem 1973-75 'S' 36.50 ea.



*Fusick*

# 1973-77 Cutlass, Cutlass Salon and Cutlass Supreme Emblems



## 1973-77 'Cutlass' Fender Scripts:

Chrome plated, correct script without highlights. Cutlass script is used on Cutlass and Cutlass S models only in 1973-77. Fasteners included.

**SE12F** 'Cutlass' Fender Script 1973-77 Cutlass 24.00 ea.

**1973-77 Cutlass Salon Fender Scripts:** Quality chrome plated 'Salon' script fits front fenders on all 1973-77 Cutlass Salon models. Fasteners included.

**SE7382F** 'Salon' Fender Script 1973-77 Cutlass Salon Models 29.50 ea.



**1973-77 'Oldsmobile' Trunk Script:** Oldsmobile script used on trunk lid of 1973-77 Cutlass models. Mounts with included fasteners on passenger side trunk lid.

**SE7366T** 'Oldsmobile' Trunk script 1973-77 Cutlass 45.00

## 1973-77 'Cutlass Supreme' Fender and Trunk Scripts:

Fits all 1973-77 Cutlass Supreme models on front fenders and trunk. Excellent quality die cast chrome plated scripts. Speed nut fasteners supplied with all scripts.

**SE39F** 'Cutlass Supreme' Fender Scripts 1973-77 49.50 ea.

**SE17T** 'Cutlass Supreme' Trunk Script 1973-77 55.00



## 1974-75 & 1976-77 Cutlass Supreme Roof Panel Emblems:

1974-75 emblem is cast chrome plated with correct rocket and red background. 1976-77 emblem is cast chrome plated with black background. Both emblems use correct clear epoxy process. Push in barrel nut fasteners included.

**SE745RP** Roof Panel Rocket (Red) 1974-75 Cutlass Supreme 35.00 ea.

**SE767RP** Roof Panel Rocket (Black) 1976-77 Cutlass Supreme 35.00 ea.



**1976-77 Cutlass Supreme Trunk Rocket Emblem:** Excellent quality cast chrome plated emblem. Surrounds trunk lock on all 1976-77 Cutlass Supreme models. Correct black background with clear epoxy process and black paint around edges. Self adhesive material on back.

**SE24T** Trunk Rocket Emblem 1976-77 Cutlass Supreme 72.00



**1973-77 Cutlass Salon Front Fender & Trunk Flag Emblems:** Excellent chrome plating surrounds flags of the world. For front fenders and trunk lid on all 1973-77 Cutlass Salon models.

**SE7391F** Fender Flag Emblem 1973-77 Cutlass Salon 30.00 ea.

**SE7357T** Trunk Flag Emblem 1973-77 Cutlass Salon 35.00

**1973-74 Header Panel Rocket:** Fits on header panel for all 1973-74 Cutlass models. Beautiful chrome plated emblem with maroon background and clear epoxy covering. Two mounting studs, fasteners included.

**SE734H** Header Panel Rocket Emblem 1973-74 all Cutlass/442 models 47.50

## 1975 & 1976-77 Cutlass Stand Up Header Panel Emblems:

New Stand Up Rocket Emblems for all 1975 Supreme & 1976-77 Cutlass Supreme Brougham-Salon. Chrome base with tension spring and all attaching hardware included. Clear epoxy process.

**SE75H** Stand Up Hood Rocket Emblem (Red) 1975 Cutlass Supreme 99.50

**SE767H** Stand Up Hood Rocket Emblem (Black) 1976-77 Cutlass Supreme-Brougham-Salon 99.50



# 1968-79 Hurst/Olds Emblems & Decals

Fusick Automotive has obtained licensing permission to manufacture the 1968-79 Hurst/Olds Emblems. Each emblem has been reproduced to original specifications. All emblems have been examined by our quality control and fellow Hurst/Olds enthusiasts. 1968-75 Emblems are all black, white, and red, while 1979 Hurst/Olds use black and gold paint. Inspected, approved, and licensed by General Motors.



**1968 Hurst/Olds Emblem:** 6" X 2" Injection molded plastic chrome plated emblem painted with proper red and black with raised 'Hurst/Olds' letters.

Self adhesive backing.

**SE68LHO** 1968 Hurst/Olds emblems (uses 3) 46.50 ea.



## 1979 Hurst/Olds Roof Panel and Trunk Emblems:

Both large and small emblems are chrome plated plastic, painted gold and black as original. 4 1/2" X 2 1/4" large emblem is used on roof panel (2 required), and trunk. 2 1/2" X 1 1/4" small emblem used on the console. Self adhesive.

**SE79SHO** Small H/O Emblem 35.00 ea.

**SE79LHO** Large H/O Emblem 55.00 ea.

## 1968-69 Hurst/Olds Glove Box Decals



## 1969-75 Hurst/Olds Fender, Trunk, Roof Panel,

**Console Emblems:** Both small and large emblems are chrome plated plastic, painted red, white, and black as original. Large emblem is 4 1/2" X 2 1/4". Three used on 1969, 1972 Hardtop, 1974 and 1975. Two used on 1972 Hurst/Olds Convertible and 1973 uses just one large emblem. 2 1/2" X 1 1/4" small emblem is used on 1973-75 Hurst/Olds shift console and 1975 H/O Roof Panel (uses 2). Self adhesive.

**SE69SHO** Small H/O Emblem 29.00 ea.

**SE69LHO** Large H/O Emblem 39.00 ea.

## 1973-75 Hurst/Olds

### Front End Panel Stand

**Up Emblem:** 2 1/2" tall emblem has spring-loaded mounting stud like original. Chrome plated with black background highlighting the 'OLDSMOBILE' script. Mounting nut and plastic mounting base included. Very expensive emblem assembly to manufacture.

**SE735HO** Hurst/Olds stand up Hood Emblem 135.00



**H/O 455**



## 1968 Hurst/Olds Glove Box Decal:

Die cut on self adhesive aluminum ribbed background with Red and Black highlights as original.

**SE68HO** 1968 H/O Glove Box Decal 21.50



## 1969 Hurst/Olds Glove Box Decal:

Die cut on self adhesive aluminum. Printed in red and black as original.

**SE69HO** 1969 H/O Glove Box Decal 21.50

## 1973 Hurst/Olds Opera Window Decals:

Red, white, black, and silver color decal on translucent background. This decal mounts face outward on the inside of the opera window on all 1973 Hurst/Olds.

**OW73HO** 1973 Opera Window Decals 35.00 pair



## 1969 Hurst/Olds Hood Scoop Decals:

1969 'H/O 455' Decal in black & gold vinyl. Sold in pairs for left and right side of H/O hood scoop. Decal has correct angle to match scoop angle.

**DC34** 1969 H/O Decal 32.00 pair

# 1966-72 442 GRILLES

For over 25 years we have been the exclusive manufacturers of Grilles for 1966-72 Cutlass-442 and Hurst/Olds. Each Grille is the result of many hours of market research, testing, and large initial investment. With the exception of the 1966 442 stamped aluminum Grille, our grilles are 100% ABS plastic using modern materials and equipment. Our Grilles are more durable while retaining the authentic appearance.


## 1966 442 Grille, Grille Bars and Rocket Emblem

1966 442 Grille is stamped aluminum and painted black. Grille Bars are two pieces and connect in the middle at the Rocket Emblem. Our Grille Bars are manufactured to accept the most common design grille (grille bars have three mounting studs) and should be ordered in conjunction with the grille.

**G6668** 1966 442 Grille 199.00

**SE66GB** 1966 442 Grille Bars 189.00 pr.

**SE16G** 1966 442 Grille Bar Rocket Emblem 95.00



## 1967 442 Grille and Grille Bar

The SE67GB is painted the correct tri-colors and the grille is black plastic as original. 442 Grille Bar is inspected, approved and licensed by General Motors.

**G6742** 1967 442 Grille 159.00

**SE67GB** 1967 442 Grille Bar and Emblem 95.00



## 1968 442 Grille

One piece, black plastic 442 Grille with silver lower base as original. Manufactured using high pressure injection molded ABS plastic. The 442 Grille can be installed on all other 1968 Cutlass, Cutlass Supreme, and Vista Cruiser models. 1968 442 Grille Emblem is sold separately. See page 3.


**G6840** 1968 442 Grille 189.00



## 1969 442 Grilles

The 1969 442 Grilles we manufacture are a perfect replacement for cracked or broken originals. 100% ABS black plastic with dull aluminum borders. These Grilles will fit any 1969 Cutlass, Cutlass Supreme, or Vista Cruiser. Sold in pairs only.

**G6980/81** 1969 442 Grilles 269.00 pr.



## 1970 442 Grilles

The 1970 442 Grille was our first grille reproduced for enthusiasts. Our grilles excel in quality and durability. Plastic is painted traditional dull aluminum with semi-gloss black lower grille bar highlighting. Sold in pairs only.

**G7084/5** 1970 442 Grilles \* 229.00 pr.

\*manufacturer over run, price reduced



## 1971-72 442 Grilles


The 1971-72 442 Grilles were our most complex project. Grille bodies are 100% ABS injection molded plastic. The outer molding and inner die-stamped molding add the detail needed to make the Grilles complete. The 1971 442 Grilles are black with silver border and the 1972 Grilles are silver with black border. Outer grille moldings are included with grilles but can also be purchased separately and used on original grilles with minor adjustments. The 442 Grille numerals sold separately.

<b>G7180/81</b>	1971 442 Grilles	345.00 pr.
<b>G7214/39</b>	1972 442 Grilles	345.00 pr.
<b>GMO71</b>	1971 Grille Moldings	75.00 pr.
<b>GMO72</b>	1972 Grille Moldings	75.00 pr.

*Fusick*




*Fusick*




## 1970 AND 1972 CUTLASS SUPREME GRILLES

Grille bodies are 100% ABS injection molded plastic. 1970 Supreme Grilles are painted the correct silver with black highlights. The 1972 Grilles include the outer molding and inner die stamped molding. 1972 Grilles are painted original silver on the Cutlass Supreme version and black on the limited edition Hurst/Olds grilles.

<b>G7006/7</b>	1970 Cutlass Supreme Grilles *	229.00 pr.
	*manufacturer over run, price reduced	
<b>G7296/37</b>	1972 Cutlass Supreme Grilles	295.00 pr.
<b>G7296/37H</b>	1972 Hurst/Olds Grilles	325.00 pr.





*Fusick*



**1971-72 Grille Mounting Brackets:** Attaches grilles to radiator core support. Used on all 1971-72 Cutlass/442/Hurst/Olds models.


<b>GMB712</b>	Grille Mounting Brackets	1971-72 all	19.50 pr.
---------------	--------------------------	-------------	-----------

**HH6870/1**



**1968-72 All Cutlass 442 Headlight Housings:** Housings are plastic fillers that surround the headlights. Lower part of the housing fills the gap between the front bumper and the body. Headlight bezels attach to headlight housings. Sold in pairs only. 1968 Headlight Housings use one of the most expensive tooling we have encountered and price reflects their complexity.

<b>HH6810/1</b>	Headlight Housings	1968 all models	365.00 pr.
<b>HH6870/1</b>	Headlight Housing Cast Moldings	1968 all models	139.00 pr.
<b>HH6976/7</b>	Headlight Housings	1969 all models	89.00 pr.
<b>HH7048/9</b>	Headlight Housings	1970 all models	89.00 pr.
<b>HH7130/1</b>	Headlight Housings	1971-72 all models	89.00 pr.
<b>407330/1</b>	GM NOS Headlight Housings	1971-72 all models	129.00 pr.



## 1966 & 68-72 Headlight Bezels and Park Light Bezels

1966 headlight bezels are stamped aluminum and painted with the correct black highlights where needed. In 1968 Oldsmobile used a four piece headlight bezel set which are stamped aluminum with black highlights. 1969 bezels are plastic and painted correct black and silver. For years we have endured poor 1970 Cutlass-442-Rallye 350 Headlight Bezel examples through outside suppliers. We have now invested considerable tooling expenses to bring you high quality Headlight Bezels for 1970 models. These new bezels will fit existing GM or our reproduction headlight housings perfectly. We have eliminated incorrect screw holes and rough edges. Our bezels are painted gray silver in the areas required and feature an unequaled anodized aluminum finish. Satisfaction is guaranteed. All bezels are sold in pairs or sets only.


<b>HR6686</b>	Headlight Bezels	1966 All Cutlass/442	179.00 pr.
<b>PB680</b>	Park Light Bezels	1968 All Cutlass/442	32.00 ea.
<b>HR6823</b>	Headlight Bezels	1968 All Cutlass/442 (set of 4)	123.00 set
<b>HR6978/9</b>	Headlight Bezels	1969 All Cutlass/442	85.00 pr.
<b>HR7076/7</b>	Headlight Bezels	1970 All Cutlass/442	229.00 pr.
<b>HR7160/1</b>	Headlight Bezels	1971 All Cutlass/442	99.00 pr.
<b>HR7236/7</b>	Headlight Bezels	1972 All Cutlass/442	99.00 pr.



## 1968-70 Cutlass-442-Hurst/Olds Cast Chrome Hood Louvers

Injection high pressure tooling as original with polished-chrome plated finish. Technical Tip: During our test fit process of the 1969-70 Hood Louvers, we found installation to be simplified if the hood is off car. In addition, we discovered the hood louver retaining bezel holes were too small from the factory. Drilling slightly larger holes will allow easier adjustment of the hood louver and painted retaining bezel. Both GM's and our hood louvers have a close fit tolerance. The 1968 Hood Louvers are a much easier installation.

<b>HCL680</b>	Chrome Hood Louvers	1968 all Cutlass 2 doors except Supreme	229.00 pr.
<b>HCL697</b>	Chrome Hood Louvers	1969 all 442, Cutlass 'S', Hurst/Olds	249.00 pr.
		1970 all 442 non OAI, Cutlass 'S'	



*Fusick*

## 1968-72 Cutlass 442 Hood Extension Moldings:

Excellent quality reproductions of difficult to find original moldings. The 1968, 1969, and 1970 Hood Extension Moldings are die cast and chrome plated. The 1971-72 Hood Moldings are anodized aluminum in the correct original pattern to match the grille moldings.

<b>HM6877</b>	Hood Molding	1968 All Cutlass/442	120.00
<b>HM6916/7</b>	Hood Moldings	1969 All Cutlass/442	159.00 pr.
<b>HM7020/1</b>	Hood Moldings	1970 All Cutlass/442	159.00 pr.
<b>HM7101/2</b>	Hood Moldings	1971 All Cutlass/442	65.00 pr.
<b>HM7240/1</b>	Hood Moldings	1972 All Cutlass/442	65.00 pr.

**1968 Hood Molding Rubber Bumper:** Mounted on underside of 1968 Hood Molding. Two used per car.

**HMB68** 1968 Hood Molding Bumper 3.50 each



## 1965-72 Cutlass/442 Fender Extension Moldings

These reproduction moldings fit all Cutlass-442-Hurst/Olds and Rallye 350 Oldsmobiles. All 1965-70 Moldings are high pressure die cast and chrome plated. The 1971-72 Moldings are primed ready to paint.

<b>FM6504</b>	Right Fender Extension Molding	1965 all Cutlass/442	55.00
<b>FM6505</b>	Left Fender Extension Molding	1965 all Cutlass/442	55.00
<b>FM6602</b>	Right Fender Extension Molding	1966 all Cutlass/442	45.00
<b>FM6603</b>	Left Fender Extension Molding	1966 all Cutlass/442	45.00
<b>FM6724</b>	Right Fender Extension Molding	1967 all Cutlass/442	45.00
<b>FM6725</b>	Left Fender Extension Molding	1967 all Cutlass/442	45.00
<b>FM6882</b>	Right Fender Extension Molding	1968 all Cutlass/442	45.00
<b>FM6883</b>	Left Fender Extension Molding	1968 all Cutlass/442	45.00
<b>FM6920</b>	Right Fender Extension Molding	1969 all Cutlass/442	45.00
<b>FM6921</b>	Left Fender Extension Molding	1969 all Cutlass/442	45.00
<b>FM7030</b>	Right Fender Extension Molding	1970 all Cutlass/442	45.00
<b>FM7031</b>	Left Fender Extension Molding	1970 all Cutlass/442	45.00
<b>FM7106</b>	Right Fender Molding (primed)	1971-72 all Cutlass/442	32.00
<b>FM7107</b>	Left Fender Molding (primed)	1971-72 all Cutlass/442	32.00



**1968 Front Fender Peak Molding:** This is the 6" curved chrome molding that is attached to the front of the fender. Excellent chrome finish and casting. Fits all 1968 Cutlass-442-Hurst/Olds models. Sold in a pair with speednut fasteners included.

**FM6846/7** Front Fender Peak Molding 1968 All Cutlass-442-Hurst/Olds 49.50 pr.

## 1968-72 Front Fender Cowl Moldings:

Moldings mounted at the top rear of front fenders under windshield. Used on all 1968-72 Cutlass-442-Hurst/Olds models. Excellent chrome finish with the correct satin black highlights on 1968-69 moldings. 1970-72 moldings include the rubber mounting gasket. Sold in pairs with mounting fasteners included.

<b>FMR400</b>	Front Fender Cowl Moldings	1968-69 all models	60.00 pr.
<b>FMR401</b>	Front Fender Cowl Moldings	1970-72 all models	65.00 pr.

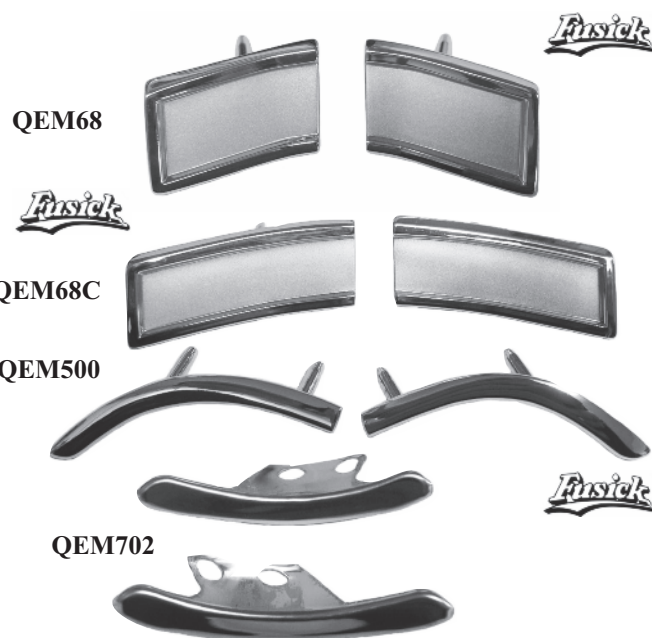


## Quarter Panel Extension Cap Moldings:

Cast moldings with beautiful chrome finish and correct silver painted highlights on the 1968 moldings. Located on rear quarter panel extension and completes the trunk molding.

QEM500 moldings fit 1970-72 all Convertibles and 1970-72 Supreme Holiday Coupes. QEM702 fits 1970-72 Cutlass 'S' & 442 Holiday Coupes. Sold in pairs with fasteners.

<b>QEM68</b>	Quarter Extension Moldings 1968 All Coupes	46.00 pr.
<b>QEM68C</b>	Quarter Extension Moldings 1968 All Convertibles	46.00 pr.
<b>QEM500</b>	Quarter Extension Moldings 1970-72 Conv. & Supreme	37.50 pr.
<b>QEM702</b>	Quarter Extension Moldings 1970-72 Cutlass 'S' & 442 Holiday Coupes	46.00 pr.



## 1966 442 Front Fender Ornament:

Chrome ornament that attach to 1966 442 front fenders. Excellent reproduction with quality chrome plating. The inside section is flat black primer ready to paint intended body color.

<b>FCL6689</b>	442 Fender Ornaments 1966 442 models	279.00 pr.
----------------	---	------------



## 1964-72 Outside Chrome Door Handles:

Package includes door handles, push buttons, mounting screws, and door handle gaskets. Handles are excellent in appearance with correct fit. Manufactured from our tooling dies.


<b>DH645</b>	Door Handle Package	1964-65 All	55.00 set
<b>DH667</b>	Door Handle Package	1966-67 All	55.00 set
<b>DH7026/7</b>	Door Handle Package	1968-72 All	55.00 set



## 1973-77 Outside Door Handles:


New chrome outside Door Handles for all 1973-77 Cutlass models. Plastic molded mounting gaskets with metal insert sold separately. Handles and Gaskets sold in pairs.

<b>DH7377</b>	Outside Chrome Door Handles	1973-77 all	59.50 pr.
<b>DHG737</b>	Molded Plastic Handle Mounting Gaskets		24.00 pr.



**1968-72 Cutlass-442-Hurst/Olds Accessory Door Edge Guards:** Brought back to availability with original tooling and original supplier to GM. DEG702 is licensed by General Motors. Sold in pairs only. Because of limited demand, this will be the last run of these accessories.

<b>DEG689</b>	Door Edge Guards	1968-69 all 2 doors	85.00 pr.
<b>DEG702</b>	Door Edge Guards	1970-72 all 2 doors	85.00 pr.



# 1966, 1967 & 1969 CHROME TAIL LIGHT BEZELS

**1966 442 Chrome Tail Light Bezels:** New reproduction 1966 442 Tail Light Bezels. Chrome bezels have red painted highlights on inside edge. Originals are expensive to re-chrome and new bezels are a welcome alternative. The 1966 bezels are not manufactured by Fusick Automotive Products. Our Tail Light lenses are shown on page 24.

**TL6618/9** Tail Light Bezels 1966 442 models 329.00 pr.

**TLA66** Tail Light Housing to Body Gasket 1966 37.50 pr.



*Fusick*

*Fusick*

## 1967 Cutlass, Cutlass Supreme, and 442 Upper Chrome Tail Light Bezels:

Cast chrome plated bezel with black satin textured area and silver paint around inside on the 442 Bezels. For the Cutlass and Cutlass Supreme Bezels the correct silver paint is used around inside perimeter while textured surface is chrome. Tail light bezel to body molded rubber mounting gaskets are sold separately.

**TL6793/4** Tail Light Bezels 1967 442 models 289.00 pr.

**TL6795/6** Tail Light Bezels 1967 Cutlass & Supreme 289.00 pr.

**TLA67** Molded Rubber Mounting Gasket 1967 all 37.50 pr.

## 1969 Cutlass-Cutlass S-442-H/O Cast Chrome Tail Light Bezels:

Beautiful reproductions of 1969 Cutlass-442-Hurst/Olds Holiday Coupe and Convertible Tail Light Bezels. Outer portion of tail light assembly has chrome plated edge with satin black painted interior and highlights as original. Tail Light Bezel to body molded rubber gasket available and sold separately.

**TL6911/2** Tail Light Bezels 1969 all except wagons 275.00 pr.

**TLA69** Tail Light Bezel Molded Gasket 1969 all except wagons 37.50 pr.



**1965-72 Headlight Buckets:** Stamped sheetmetal Headlight Buckets available for all 1965-72 Cutlass/442 models. Each Bucket is unique and are only sold in a set of four. Uses the Headlight Adjuster Screws listed below to attach onto the inner headlight supports.

**HLB656** Headlight Buckets 1965-66 all 119.00 set of 4

**HLB678** Headlight Buckets 1967-68 all 119.00 set of 4

**HLB692** Headlight Buckets 1969-72 all 119.00 set of 4



**Headlight Bulb Retaining Rings:** Stainless steel rings used to secure the Seal Beam Bulb into the Headlight Buckets listed above.

**HRR61** Headlight Bulb Retaining Ring 1961-69 all Cutlass-442 26.50 ea.

**HRR702** Headlight Bulb Retaining Ring 1970-72 all Cutlass/442 26.50 ea.

**HRR735** Headlight Bulb Retaining Ring 1973-75 all Cutlass/442 26.50 ea.



**1964-72 Headlight Adjuster Screw and Spring Kit:** Complete kits include all necessary pieces required to mount headlight bulbs.

**HHAK647** Headlight Adjuster Screw Kit 1964-67 all Cutlass/442 19.50

**HHAK682** Headlight Adjuster Screw Kit 1968-72 all Cutlass/442 24.50



**1964-72 Headlight Adjuster Screws and Nuts:** Uses eight per car. Allows adjustment for proper alignment of headlights. The plastic pieces on originals are usually stripped or broken.

**67-3110** 1964-67 Cutlass/442 Adjuster Screw 3.50 ea.

**68-3249** 1968-72 Cutlass/442 Adjuster Screw 3.50 ea.



## 1968-72 Cutlass-442-Hurst/Olds Side Marker Lights

### 1968-69 Cutlass-442-H/O Front Side Marker Assembly and molded plastic gasket:

Marker assembly mounted on the front fender of all 1968-69 Cutlass-442-H/O models. Assembly includes lens and body. Two studs to mount to front fender.

<b>SL6881</b>	Front Side Marker	1968-69 all	14.50 ea.
<b>BG688F</b>	Front Marker Gasket	1968-69 all	13.00 pr.



### 1968-69 Front Side Marker Retainer

**Brackets:** Attaches to inside of fender when mounting the front marker light assemblies on all 1968-69 Cutlass models.

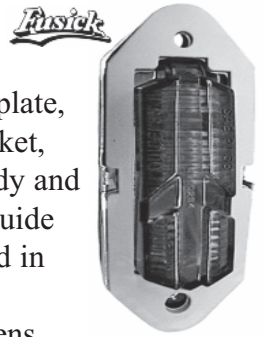
<b>SMB689F</b>	Front Side Marker Brackets	1968-69 all	13.50 ea.
----------------	----------------------------	-------------	-----------



### 1968-69 Cutlass-442-H/O Rear Side Marker Lens and Body:

Light assembly with metal backing plate, red plastic lens in the shape of a rocket, and gasket that fits between lens body and interior trunk wall. Red Lens has Guide 33 and part number 5960234 molded in plastic.

<b>SL6848</b>	Side Marker Body and Lens	1968-69 all models	49.50 ea.
---------------	---------------------------	--------------------	-----------



### 1968-69 Cutlass-442-H/O Rear Side Marker Chrome Bezels and Molded Plastic Gaskets:

Chrome plated bezel has black outline around lens body and claret poly (purple) tail on the rocket. 1968 Rear Marker Bezels are right and left while 1969 Bezels are the same either side. Sold as pairs only.


<b>SM68R</b>	Side Marker Bezels	1968 all	70.00 pr.
<b>SM69R</b>	Side Marker Bezels	1969 all	70.00 pr.
<b>BG689</b>	Rear Marker Gasket	1968-69 all	14.00 pr.



## 1970-72 All Cutlass-442-H/O Side Marker Light Assemblies:

Each individual side marker assembly has the correct amber or red lens, chrome border around lens and side marker gasket. Sold in pairs or a set of 4. Correct Guide 33 SAE molded in the plastic. Marker assemblies are correct for all Cutlass-442-Hurst/Olds models.

<b>SL7072F</b>	Amber Front Marker Assemblies	1970-72 all	100.00 pr.
<b>SL7072R</b>	Red Rear Marker Assemblies	1970-72 all	100.00 pr.
<b>SL7072</b>	Marker Assembly Set (4)	1970-72 all	185.00 set
<b>SLG702</b>	Marker Assembly Gasket	1970-72 all	14.50 pr.



**1970-72 Front and Rear Side Marker Inner Brackets:** Used on inside of front fenders and inside quarter panels when installing the front and rear marker light assemblies.

<b>SMB702F</b>	Front Side Marker Brackets	1970-72 all	29.50 pr.
<b>SMB702R</b>	Rear Side Marker Brackets	1970-72 all	29.50 pr.




**1969-72 Trunk Edge Molding Sets:** Stainless Steel moldings attach to lip of trunk lid with screws. Available for 1969 442/Hurst Olds, 1970-72 Cutlass 'S'/442 and 1970-72 Supreme.

<b>TEM69</b>	Trunk Edge Moldings	1969 442/ H/O (1 piece)	175.00
<b>TEM702</b>	Trunk Edge Moldings	1970-72 Cutlass 'S'/ 442 (3 pc)	185.00
<b>TEM702S</b>	Trunk Edge Moldings	1970-72 Sup. & Conv. (3 pc)	185.00



**Chrome Tail Pipe Trumpets:** For all 1968-72 442, Hurst/Olds, and performance models using the dual exhaust rear bumper. Manufactured from our own tooling to exact specifications. The exhaust tips are correct for original size 2" inner diameter exhaust systems.

<b>EE6872</b>	Chrome Dual Exhaust Trumpets	1968-72 all Performance Models	89.00 pr.
---------------	------------------------------	--------------------------------	-----------



## 1968-72 Wheel Opening Moldings:

New wheel opening moldings are now available for all 1968-69 Cutlass and 442 models. These moldings are not manufactured by us. The moldings are made of a slightly lighter, more flexible stainless steel which helps conform more readily to the wheel opening. Sold as a set of four only. WOM702 are manufactured for 1970-71 Cutlass, Cutlass S, and 442, and 1972 all models including wagons. 1970-71 Cutlass Supreme applications need to be trimmed for correct fit at bottoms.


<b>WOM689</b>	Wheel Opening Moldings 1968-69 Cutlass/442	349.00 set
<b>WOM702</b>	Wheel Opening Moldings 1970-72 Cutlass/442	299.00 set



**1966-72 Cutlass 'S'-442-Hurst Olds and Cutlass Supreme Drip Rail Molding Set:** Drip Rail Moldings are thin stainless steel moldings above the windows along roof rail. 1966-67 moldings fit all Cutlass-442 Holiday Coupe models. Six piece drip rail molding set fits all 1968-69 Cutlass-442-H/O 2 door models and 1970-72 Cutlass S-442-Supreme 2 doors.

<b>DRM667</b>	Drip Rail Moldings	1966-67 Cutlass-442 Hol Cpe	79.00 set
<b>DRM689</b>	Drip Rail Moldings	1968-69 Cutlass 'S'-442	179.00 set
<b>DRM702</b>	Drip Rail Moldings	1970-72 Cutlass 'S'-442 coupe	179.00 set
<b>DRM702S</b>	Drip Rail Moldings	1970-72 Cutlass Supreme coupe	189.00 set



**Note:** The long roof section Drip Moldings for 1970-72 models are also available separately as a pair, please inquire. 

## Convertible Top Pinchweld Molding Sets:

Stainless Steel Convertible Top Molding Sets mount to the convertible top opening on the quarter panels and trunk filler panel. Convertible Top Boots typically clip to or tuck under this molding when installed.

<b>RQM667</b>	Convertible Pinchweld Molding 1966-67 Cutlass Conv. without reveal moldings	199.00 set
<b>RQM682</b>	Convertible Pinchweld molding 1968-72 Cutlass Conv.	199.00 set



## 1968-72 Cutlass-442-Hurst/Olds Vinyl Top Cast Chrome Corner Moldings

Manufactured from correct high pressure die cast steel tooling. Moldings fit 1968-72 All Cutlass-442-Hurst/Olds 2 Doors with Vinyl Tops. The 1968-69 models and 1970-72 Cutlass Supreme models use only rear moldings. The 1970-72 Cutlass-442 models use both front and rear moldings.

<b>VT689</b>	Vinyl Top Moldings	1968-69 all 2 Door Cutlass-442 with Vinyl Top	69.50 pr.
<b>VT702F</b>	Front Vinyl Top Moldings	1970-72 all 2 Door Cutlass S-442 with Vinyl Top	55.00 pr.
<b>VT702R</b>	Rear Vinyl Top Moldings	1970-72 all 2 Door Cutlass S-442 with Vinyl Top	55.00 pr.
<b>VT702S</b>	Vinyl Top Moldings	1970-72 2 Door H/T Cutlass Supreme with Vinyl Top	65.00 pr.




# 1970 & 1971-72 W25 Outside Air Induction Hoods



In stock again after several years of research and development time by Thornton Reproductions, Quakertown, PA. Produced and assembled in the USA using very expensive fiberglass compression molds commonly referred to as SMC. Exceeds quality of original hoods. Hoods are shipped truck freight prepaid at a cost of 250.00-350.00 depending on your U.S. location. Also available for pickup at our shop in CT. Extension, Hood Moldings and Hood Locks are sold separately. Hood Extension for 1970 is cast metal and has locations marked on back for 442, S or Rocket emblems.

<b>HE700</b>	Hood Extension between Grilles	1970 all Cutlass-442	89.00
<b>W25-70</b>	Outside Air Induction W25 Option Hood	1970 Cutlass-442	2,495.00
<b>W25-712</b>	Outside Air Induction W25 Option Hood	1971-72 Cutlass-442	2,495.00



## 1970-72 Hood Lock Chrome Fasteners:


Excellent quality reproduction Chrome Hood Locks fit all 1970-72 Models with O.A.I. (Ram Air) Hoods. Includes HLR7025 Hood Lock Retainer and scuff plate that is attached to hood in the recessed area under the lock.

<b>HL7025</b>	1970-72 Chrome Hood Lock Fasteners	38.50 ea.
<b>HLR7025</b>	Hood Lock Retainer	9.50 ea.




**1970-72 Hood Lock Brackets:** Mounted on top of radiator core support to accept Chrome Hood Locks. Includes attaching bolts. Necessary for conversion to O.A.I. Hood or replacement of parts.

<b>HLB702</b>	1970-72 Hood Lock Brackets	75.00 pr.
---------------	----------------------------	-----------



**1968-72 Cowl Mesh Screening:** Black powder coated screen covers cowl area on all 1968-72 Cutlass/ 442/ H/O models. Complete with raised area over wiper transmission.

<b>CS682</b>	Cowl Screen 1968-72 all models	35.00
<b>CSF682</b>	Cowl Screen Screw Set 1968-72	3.95



**1968-72 Rear Hood Molding:** Fits all 1968-72 Cutlass/ 442/ Hurst Olds models including OAI fiberglass hoods. Stainless Steel self retaining molding attaches to rear edge of hood.

<b>RHM682</b>	Rear Hood Edge Molding	
	1968-72 all Cutlass/442/H/O Models	119.00

\*Note: We have found this hood molding (and originals) do not fit well on some of the less expensive aftermarket OAI hoods.



**1968-72 Hood Pop Up Spring:** Made from spring steel and bolts to radiator core support. Allows hood to pop up when pulling the hood release.

<b>HS682F</b>	Hood Pop Up Spring	1968-72 all	13.50
---------------	--------------------	-------------	-------

## Hood Release 'T' Handles:

New exact reproductions of hard to find parts, often broken or missing. Handles include retainer clip.

<b>HRH690</b>	Hood Release Handle 1969 all	19.00
<b>HRH702</b>	Hood Release Handle 1970-72 all	19.00
<b>HRHC692</b>	Hood Release Handle Clip	1.00



## 1968-72 Windshield Reveal Moldings & Lower Windshield Molding

Polished Stainless Moldings surround perimeter of the windshield on 1968-72 Holiday Coupe, Sport Coupe and convertible models. Upper molding across top of windshield and side moldings are sold in a set. Lower molding is sold separately and will also fit the convertible models. The lower molding is the stainless piece that the wipers rest on when in park position.


<b>WM682</b>	Windshield Moldings (top & sides)	
	1968-72 Holiday Coupe & Sport Coupe	99.00 set
<b>WM682C</b>	Windshield Moldings (top & sides)	
	1968-72 Convertible	219.00 set
<b>LWM682</b>	Lower Windshield Molding	
	1968-72 All Models	159.00



## 1970-71 Cutlass Supreme Cast Chrome & Stainless Body Side Moldings:

Cast chrome moldings now available for 1970-71 Cutlass Supreme and SX models. Front fender moldings and rear quarter moldings also serve as a bezel for the side marker assemblies. Moldings on the rear of front fender and door are polished stainless steel. Special fasteners for SM701RF and SM701D are necessary, found on page 112.

<b>SM701F</b>	Front Fender Side Cast Molding/Bezel	
	1970-71 Supreme-SX	125.00 pr.
<b>SM701RF</b>	Rear of Front Fender Stainless Molding	
	1970-71 Supreme-SX	99.00 pr.
<b>SM701D</b>	Door Stainless Moldings	
	1970-71 Supreme-SX	165.00 pr.
<b>SM701FQ</b>	Front of Quarter Panel Side Cast Molding	
	1970-71 Supreme-SX	195.00 pr.
<b>SM701RQ</b>	Rear of Quarter Panel Cast Molding/Bezel	
	1970-71 Supreme-SX	299.00 pr.



## 1973-77 Cutlass-Supreme-442-Hurst Olds Opera Window Moldings

New Rear Quarter Opera Window Moldings now available for all 1973-77 Cutlass models. Chromed plastic molding applies to cars with or without Landau Top. You will need to re-use your small metal corner moldings. Two different moldings available for both body styles. Top picture is Cutlass S body style and bottom picture is Cutlass Supreme body style.

<b>QWM737</b>	Opera Window Moldings	
	1973-77 Cutlass S-442	179.00 pr.
<b>OWM737</b>	Opera Window Moldings	
	1973-77 Cutlass Supreme Brougham & Salon	169.00 pr.



**1976-77 Rear Quarter Rubber Extensions:** Original PVC Plastic fillers located between quarter panel and rear bumper. Paint to match color of car. Fits all 1976-77 Cutlass two door models. Inner metal retaining bracket included with rear fillers.

<b>RQE767</b>	Rear Quarter Extensions	1976-77 all two doors	65.00 pr.
---------------	-------------------------	-----------------------	-----------



# Vista Cruiser Wagon Parts

Over the last few years, Vista Cruisers and Station Wagons have become increasingly popular. After many calls for items that are very hard to find in any condition, we decided to manufacture select items that cater to Vista Cruiser enthusiasts.



*Vista Cruiser* Fusick

## 1965-69 'Vista Cruiser' Front Fender Scripts:

Chrome plated 'Vista Cruiser' scripts for front fenders complete with fasteners. One pair per fender.

**SE659F** 'Vista Cruiser' Fender Script

1965-69 Vista Cruisers 59.50 pr.

*Vista Cruiser* Fusick

**1968-69 'Vista Cruiser' Tail Gate Script:** Chrome plated tail gate 'Vista Cruiser' script includes fasteners.

**SE689TG** 'Vista Cruiser' Tail Gate Script

1968-69 Vista Cruisers 65.00 pr.

*Vista Cruiser* Fusick

## 1970-72 'Vista Cruiser' Front Fender and Tail

**Gate Scripts:** Chrome plated 'Vista Cruiser' scripts for front fenders and tail gate complete with speednut fasteners. SE702F pair services one fender.

**SE702F** 'Vista Cruiser' Fender Script

1970-72 Vista Cruisers 59.50 pr.

**SE702TG** 'Vista Cruiser' Tail Gate Script

1970-72 Vista Cruisers 65.00 pr.

## 1964-72 Vista Cruiser and Station Wagon Tail Gate Outer Sweepers:

Black rubber seals area between tail gate and glass on all 1964-72 Station Wagon models including Vista Cruisers. Sweeper tabs push through molding and bend over to lock in place.

**CK647TG** Tail Gate Sweeper 1964-67 wagon 79.00

**CK682TG** Tail Gate Sweeper 1968-72 wagon 79.00

**1966-72 Vista Cruiser Channel Kits:** Eight piece set includes inner and outer window felts for front and rear doors. Round stainless steel bead and black rubber seals to glass.

**CK667VC** 8 piece Channel Kit 1966-67 Vista Cruiser 119.00

**CK682VC** 8 piece Channel Kit 1968-72 Vista Cruiser 119.00

## 1965-67 Vista Cruiser Tail Gate Rocket

**Emblem:** Replace your faded and pitted tail gate rocket with this new emblem. Chrome plated with correct claret poly painted ribbed background with black highlights around outer edge. Fasteners included.

**SE657TG** Tail Gate Rocket Emblem

1965-67 Vista Cruisers 49.50

## 1968-72 Vista Cruiser Tail Gate Rocket

**Emblem:** Chrome plated rocket emblem has claret poly background and black highlights around outer edge per original. Fasteners included.

**SE682TG** Tail Gate Rocket Emblem

1968-72 Vista Cruisers 49.50

Fusick



## 1964-72 Vista Cruiser


### Rear Bumper Fillers:

New rubber fillers for rear bumper corners available for all 1964-72 Station Wagons and Vista Cruiser Wagons. 1964-69 Front Bumper Fillers listed on page 26.

**BF64R** Rear Bumper Fillers 1964-65 29.50 pr.

**BF667R** Rear Bumper Fillers 1966-67 42.00 pr.

**BF682R** Rear Bumper Fillers 1968-72 42.00 pr.



# OUTSIDE REAR VIEW MIRRORS

*Fusick*



**1963-65 Outside Standard Chrome Mirror:** Includes mounting bracket and molded plastic gasket.

**SM6365L** 1963-65 all Left side (driver) 69.50

**SM6365R** 1963-65 all Right side (passenger) 69.50

*Fusick*



**1966 Outside Standard Chrome Mirror:** Mirror fits both sides. Mounting bracket and molded plastic gasket included.

**SM6664B** 1966 all Models 69.50 ea.



**1967 Left only Outside Standard Chrome Mirror:** Package includes mounting bracket and molded plastic gasket.

**SM6768L** 1967 all Models 69.50

*Fusick*

**1968-69 Outside Standard Chrome Mirrors:** Includes special mounting screws and molded plastic gasket.

**SM6865L** 1968-69 Left Mirror 65.00

**SM6865R** 1968-69 Right Mirror 65.00

**SM6865P** Pair of 1968-69 mirrors 119.00 pr.

*Fusick*



**1969 Hurst/Olds Outside Rear View Mirrors:** Reproduction of the rare H/O Mirrors cannot be detected from originals.

Includes plastic mounting gasket. Ready to prep and paint. Chrome mirror housing as original.

**SM69HO** 1969 H/O Mirrors 375.00 pr.

*Fusick*



**1970-72 Outside Standard Chrome Mirrors:**

Each mirror includes mounting screws and plastic gasket.

**SM7050L** 1970-72 Left Mirror. 65.00

**SM7050R** 1970-72 Right Mirror. 65.00

**SM7050P** Pair of 1970-72 mirrors 119.00 pr.



**1971-77 Sport Mirrors:**

Each mirror is ready to prep and paint to desired color. Left mirror is remote style. Includes bracket and plastic molded gasket. Left inside door panel bezel not included.

**SM7177L** 1971-77 Left Remote Sport Mirror 179.00

**SM7177R** 1971-77 Right Sport Mirror 129.00




## MOLDED MIRROR BASE GASKETS

Mirror gaskets are available separately from mirror packages sold above.

<b>MGS635</b>	1963-65 Standard Mirror	7.00 ea.
<b>MGS660</b>	1966 Standard Mirror	7.00 ea.
<b>MGS670</b>	1967 Standard Mirror	7.50 ea.
<b>MGS670R</b>	1967 Left Remote Mirror	9.50
<b>MGS682</b>	1968-69 All Standard Mirror	8.00 ea.
<b>MGR690</b>	1969 Hurst/Olds Mirror	11.00 ea.
<b>MGS682</b>	1970-72 Left Remote Chrome Mirror	8.00 ea.
<b>MGR700</b>	1970 Sport Mirror	8.50 ea.
<b>MGS702</b>	1970-72 Standard Mirror	7.50 ea.
<b>MGR712</b>	1971-72 Sport Mirror	8.50 ea.
<b>MGR737</b>	1973-77 Sport Mirror	8.50 ea.

*Fusick*



# GM LICENSED PARKING LIGHT, BACK-UP, TAIL LIGHT LENSES

**1965-72 Park Light Lenses:** Lenses are injection molded with the Guide imprint and correct part numbers. GM inspected, approved, and licensed.



*Fusick*

**1965 All Cutlass 442 Park Light Lens:** Clear lens has Guide 33 and SAE DP65 molded in plastic as original. Same lens fits both driver and passenger side in front bumper.  
**PL6526** Park Lens 1965 All 32.00 ea.

*Fusick*




**1966 All Cutlass 442 Park Light Lens:** Clear plastic lens has Guide 33 and SAE DP66 molded in the plastic same as original. Lens fits driver and passenger side in front bumper.  
**PL6656** Park Lens 1966 All Cutlass 442 36.50 ea.  
**PLG66** Park Lens Gasket 1966 All 5.00 ea.

*Fusick*




**1967 All Cutlass 442 Park Light Lenses:** Clear plastic lenses have Guide 33 and SAE DP67 in lenses as original. Sold in a pair for left and right sides. Mounts between the headlights in headlight bezels.  
**PL6717/8** Park Lenses 1967 All Cutlass 442 79.50 pr.  
**PLG67** Park Lens Gasket 1967 All 5.00 ea.

**1968 Parking Light Lenses:** Clear parking light lens between the headlights on all 1968 Cutlass/442 models.  
**PL6859** Park Light Lens 1968 all 39.00 ea.  
**PLG68** Park Lens Gasket 1968 all 5.00 ea.



**1969 Cutlass-442-Hurst/Olds Park Light Lenses:** Clear lenses have Guide 33 SAE DP69 and part number 5960898 RH and 5960897 LH in plastic as original.  
**PL6978/9** Lenses 1969 All Cutlass 442 59.50 pr.  
**PLG690** Lens Gasket 1969-70 All 5.00 ea.



*Fusick*

**1970 All Cutlass 442 Park Light Lenses:** Clear plastic lenses have Guide 33 SAE IP70 and part number 5962145 LH for the drivers side and 5962146 RH for the passenger side lens. Lenses replace originals perfectly in front bumper.

**PL7045/6** Park Lenses 1970 Cutlass 442 59.50 pr.  
**PLG690** Park Lens Gasket 1970 all 5.00 ea.

*Fusick*

**1971-72 All Cutlass 442 Park Light Lenses:**

Clear plastic lenses have Guide 33 SAE IP71 TOP LH for the drivers side lens, and TOP RH for the passenger side molded in plastic as original. Lenses are perfect replacements. Mounted in the front bumper.



**PL7125/6** Park Lenses 1971-72 all Cutlass 442 59.50 pr.  
**PLG712** Lens Gasket 1971-72 All 5.00 ea.

## 1969-72 Cutlass/442 Parking Light Housing

**Assemblies:** New Parking Light assemblies available for all 1969-70 and 1971-72 Cutlass-442-Hurst/Olds models. Assemblies includes wire pigtail and light housing, the 1971-72 assembly includes amber bulb and lens screws.

**PLA697L** Left Parking Light Housing 1969-70 all Cutlass/442 63.00  
**PLA697R** Right Parking Light Housing 1969-70 all Cutlass/442 63.00  
**PLA712H** Parking Light Housings 1971-72 all Cutlass/442 63.00 each



**1965-72 License, Back-up Lenses and Gaskets:** Lenses are manufactured exclusively from our own high pressure tooling and are licensed and approved by General Motors.



**1968-72 License Lamp Lens:**

Guide 35 SAE L 66 molded in clear plastic as original.

**LL6801** License Lamp Lens

1968-72 All models 13.50

**LLG6801** Lens Gasket 3.50



**1968-72 License Lamp Assembly:** New License

Lamp Assembly includes metal housing, pigtail wire, bulb and lens. Mounted in rear bumper above license plate on all 1968-72 Cutlass-442 models except wagons.

**LLA6801** License Lamp Assembly

1968-72 all exc. wagons 45.00



**1965 Cutlass 442 Back-up Light**

**Lens:** Clear molded lens has Guide 33 and SAE R65 as original.

**BU6562B** Back-up Lens

1965 All exc. wagons 32.00 ea.



**1966 All Cutlass 442**

**Back-up Lens:** Clear plastic lens has Guide 33 SAE R 66 molded in plastic as original.

**BU6624B** Back-up Lens 1966 All 36.50 ea.

**BUG66** Back-up Lens Gasket 1966 All 3.50 ea.

**BUG66A** Back-up Housing to Bumper Gasket 4.50 ea.




**1967 Cutlass Supreme and 442 Back-up Light**

**Lens:** This clear lens fits in the rear bumper on either side of the fuel tank door on Supreme and 442 models only. Molded in lens is Guide 31 and SAE R 67 as original.

**BU6760B** Back-up Lens 1967 C/S-442 29.50 ea.

**BUG67** Lens Gasket 1967 C/S-442 5.00 ea.



**1968 All Cutlass 442 Back-up Light**

**Lens:** Clear plastic lens fits all Cutlass 442 except wagons. Guide 33 and SAE R 68 are molded into the plastic as original.

**BU6810B** Back-up Lens 1968 Cutlass-442 29.50 ea.

**BUG68** Back-up Lens Gasket 5.00 ea.



**1969 Cutlass 442 except Wagons**

**Back-up Light Lens:** Clear lens has Guide 33 and SAE R 69 molded in the plastic as original.

**BU6906B** Back-up Lens

1969 All exc. wagons 29.50 ea.

**BUG69** Back-up Light Gasket 5.00 ea.



**1970-72 Cutlass & 442 except Wagons**

**Back-up Lens:** Clear Lenses mount on either side of the fuel tank door in rear bumper. Guide 35 and SAE R 67 is molded in the plastic as original.

**BU7090B** Back-up Lens 1970-72

All models exc. wagons 24.50 ea.

**BUG702** Lens Gasket 5.00 ea.

**1967 & 1970-72 Back Up Light Housings:** Back up light housings mounted in the rear bumper on all 1967 442 and Cutlass Supreme and 1970-72 all Cutlass models. White painted highlights on the inside complete with wiring, electrical connections, and rubber grommet.

**BUH67** Back Up Housing

1967 442-Supreme 45.00 ea.

**BUH702** Back Up Housing

1970-72 all models 45.00 ea.



**1970-72 Back Up Lens Screws:** Chrome Phillips head screws with collar used on Back Up Light Lenses. 1970-72 models use two screws per lens.

**BLS702** Back Up Lens Screws


1970-72 all 3.95 pkg of 2



## 1965-72 Cutlass and 442 Tail Light Lenses

**1965 Cutlass/442 Tail Light Lenses:** New reproduction Tail Light Lenses fit all 1965 Cutlass-442 models. Manufactured to the highest quality. Bright red lens has 'Guide 33 SAE STDB 65' embossed on face of lens per originals. Small vertical stainless steel molding included with lens. Lenses sold in pairs.

**TL6553/4** Tail Light Lenses 1965 all models 179.00 pr.



*Fusick*



*Fusick*


**1966 442 Tail Light Lenses:** Detailed reproduction of impossible to find lenses for 1966 442 models. These lenses include the thin stainless steel vertical trim. Bright red plastic lens has 'Guide 34 SAE STDB 66' molded into face of lens as were the originals. Lenses are sold in pairs only.

**TL6621/2** Tail Light Lenses 1966 442 models 123.00 pr.  
**TLG66** Tail Lens Gasket 1966 442 models 9.50 ea.

**1968 Cutlass 'S' and 442 Tail Light Lens:** Red plastic lens sold complete with two stainless moldings as original. 'Guide 34 SAE STDB 68' is molded in the lens. Lenses can be used on Cutlass Supreme models but the trim is not correct. The Cutlass Supreme models use one molding.

**TL6878** Tail Light Lens 1968 Cutlass 'S' & 442 models 89.50 ea.  
**TLLG68** Tail Lens Gasket 1968 all Cutlass models 12.00 ea.  
**TLA68** Tail Light Housing to Body Gasket (molded rubber) 1968 all 37.50 pr.  
**TL6878KIT** Tail Lens Kit 1968 Cutlass 'S' & 442 199.00 kit

includes one pair of lenses and one pair of lens gaskets



TLA68

*Fusick*



*Fusick*

**1969 Cutlass 'S' and 442 Tail Light Lenses:** Deep red Tail Light Lenses have a flat black painted border and 'Guide 34A SAE STDB 69' molded in the plastic as original. Lenses are sold as pairs only. Lenses will also fit 1969 Cutlass Supreme models, but without the stainless trim.

**TL6935/6** Tail Light Lenses 1969 Cutlass 'S' & 442 89.00 pr.  
**TLLG69** Tail Lens Gasket 1969 Cutlass 'S' & 442 6.50 ea.  
**TL6935/6KIT** Tail Lens Kit 1969 Cutlass 'S' & 442 99.00 kit  
 includes one pair of lenses and one pair of lens gaskets

**1969 Cutlass S & 442 Tail Light Package:** Includes a pair of our chrome tail light bezels, a pair of our tail light lenses, a pair of molded rubber bezel mounting gaskets, and a pair of lens gaskets. These will also fit 1969 Cutlass Supreme models, but the lenses are different.

**TL69PKG** 1969 Cutlass 'S' & 442 Tail Light Package 399.00 pkg.



TL69PKG

*Fusick*



### 1970 Cutlass & 442 Tail Light Lenses:

We have exercised great efforts to reproduce all tail light lenses applicable to 1970 Cutlass, Cutlass 'S', Cutlass Supreme, 442 and Rallye 350 models. Each lens has 'Guide 33 and SAE STIA 70' molded into the red plastic. The Cutlass Supreme Lens has silver side trim and stainless molding as original. Rallye 350 lens has black side trim and the silver band painted on the ridge around the perimeter of the lens. Our Cutlass and 442 Lens is the correct plain red lens with painted silver side trim.

<b>TL7099B</b>	Tail Light Lens	1970 Cutlass- S-442	43.00 ea.
<b>TL7038</b>	Tail Lens	1970 Cutlass Supreme	49.50 ea.
<b>TL7052</b>	Tail Lens	1970 Rallye 350	48.00 ea.
<b>TLG70</b>	Tail Lens Gasket	1970 all models	6.50 ea.
<b>TL7099BKIT</b>	Tail Lens Kit	1970 Cutlass 'S' & 442	159.00 kit
<b>TL7038KIT</b>	Tail Lens Kit	1970 Cutlass Supreme	179.00 kit
<b>TL7052KIT</b>	Tail Lens Kit	1970 Rallye 350	175.00 kit
all kits include 4 lenses and 4 lens gaskets			


TL7099B

*Fusick*


TL7038

TL7052

*Fusick*



*Fusick*




*Fusick*

**1971 Cutlass and 442 Upper and Lower Tail Light Lenses:** Each red lens has a silver border with Guide 34 SAE STI 71 molded in the plastic. Lenses fit all 1971 Cutlass and 442 models except wagons and Vista Cruisers. Lenses are upper and lower and 2 of each are required per car.

<b>TL7133U</b>	Upper Tail Light Lens	1971 all models	43.00 ea.
<b>TL7134L</b>	Lower Tail Light Lens	1971 all models	43.00 ea.
<b>TLG712U</b>	Tail Lens Gasket	1971-72 all models	6.50 ea.
<b>TLG712L</b>	Tail Lens Gasket	1971-72 all models	6.50 ea.
<b>TL71KIT</b>	Tail Lens Kit	1971 all models	159.00 kit
includes 4 lenses and 4 lens gaskets			

**1972 Cutlass and 442 Upper and Lower Tail Light Lenses:** Each red lens has a silver border, Guide #A SAE STIA 72 molded into the plastic. Lenses fit all 1972 Cutlass-442-H/O except wagons. Lenses are upper and lower and 2 of each are required per car.

<b>TL7249B</b>	Upper Tail Light Lens	1972 all models	43.00 ea.
<b>TL7251B</b>	Lower Tail Light Lens	1972 all models	43.00 ea.
<b>TLG712U</b>	Upper Tail Lens Gasket	1971-72 all models	6.50 ea.
<b>TLG712L</b>	Lower Tail Lens Gasket	1971-72 all models	6.50 ea.
<b>TL72KIT</b>	Tail Lens Kit	1972 all models	159.00 kit
includes 4 lenses and 4 lens gaskets			



*Fusick*



*Fusick*

**1971-72 Inner Tail Light Shields:** Metal shield is fastened to the inside of the rear bumper over tail light housings. Used as a protective cover to keep road debris from damaging the tail light housing assembly.

<b>TLS712</b>	Tail Light Shields	1971-72 all models	28.00 pr.
---------------	--------------------	--------------------	-----------

**1970-72 Tail Light Lens Screws:** Black Phillips head screws with correct length collar to prevent over tightening on lenses. Tail light lenses use 4 screws per lens. Sold in packs of four to service one lens.

<b>TLLS702</b>	Tail Lens Screws	1970-72 all	7.50 pkg of 4
----------------	------------------	-------------	---------------




*Fusick*



# BUMPERS AND ACCESSORIES

Bumpers are nickel and chrome plated and are rated as good quality driver examples. If you are looking for triple plated show chrome bumpers, we recommend you replate your original using a reputable chrome shop. Concours bumper rechrome service can cost 2-3 times more than the prices listed for reproduction bumpers.

## FRONT BUMPERS



1968 Front



1969 Front



1970 Front



1971-72 Front

**1968-72 Cutlass/442 Front Bumpers:** Front Bumpers are the same for all years and models listed. All Front Bumpers use six BB131 Bumper Bolts (page 26) to attach to bumper brackets.

<b>B68F</b>	Reproduction Front Bumper	1968 All Cutlass/442 models	379.00
<b>B69F</b>	Reproduction Front Bumper	1969 All Cutlass/442 models	379.00
<b>B70F</b>	Reproduction Front Bumper	1970 All Cutlass/442 models	379.00
<b>B712F</b>	Reproduction Front Bumper	1971-72 All Cutlass/442 models	379.00

**\*Shipping Surcharge of \$80.00 applies to all bumpers shipped to a U.S. address.**


## REAR BUMPERS



1968 442 Rear



1969 Cutlass Rear



1970 442-SX Rear



1971-72 Cutlass-Supreme Rear

**1968-1972 Cutlass, 442, Cutlass Supreme, SX & Hurst Olds Rear Bumpers:** The 442, SX and Hurst Olds rear bumpers have the cutouts on lower edge for dual exhaust chrome tail pipe trumpets. Cutlass and Cutlass Supreme models that were equipped with factory single exhaust did not use the cutouts.

<b>B68R</b>	Reproduction Rear Bumper	1968 Cutlass, Cutlass Supreme	369.00
<b>B68442R</b>	Dual Cutout Reproduction Rear Bumper	1968 442 and Hurst Olds	379.00
<b>B69R</b>	Reproduction Rear Bumper	1969 Cutlass, Cutlass Supreme	369.00
<b>B69442R</b>	Dual Cutout Reproduction Rear Bumper	1969 442 and Hurst Olds	379.00
<b>B70R</b>	Reproduction Rear Bumper	1970 Cutlass, Cutlass Supreme	369.00
<b>B70442R</b>	Dual Cutout Reproduction Rear Bumper	1970 442 and Cutlass Supreme SX	379.00
<b>B712R</b>	Reproduction Rear Bumper	1971-72 Cutlass, Cutlass Supreme	369.00
<b>B712442R</b>	Dual Cutout Reproduction Rear Bumper	1971-72 442, 1971 Cutlass Supreme SX and 1972 Hurst/Olds	379.00

**\*Shipping Surcharge of \$80.00 applies to all bumpers shipped to a U.S. address.**

## RUBBER BUMPER FILLERS

**Front and Rear Bumper Fillers:** Ornamental rubber parts located on either side of front and rear bumpers. Nice finishing touch when installing new or rechromed bumpers. We now have the Vista Cruiser and Station Wagon Rear Bumper Fillers available. 1970-72 Models use only rear fillers, none were used on front bumpers.

<b>BF64F</b>	Front Fillers	1964 All	35.00 pr.	<b>BF68F</b>	Front Fillers	1968 All	22.00 pr.
<b>BF64R</b>	Rear Fillers	1964 All	29.50 pr.	<b>BF68R</b>	Rear Fillers	1968 All	23.00 pr.
<b>BF65F</b>	Front Fillers	1965 All	26.00 pr.	<b>BF69F</b>	Front Fillers	1969 All	22.00 pr.
<b>BF65R</b>	Rear Fillers	1965 All	32.00 pr.	<b>BF69R</b>	Rear Fillers	1969 All	23.00 pr.
<b>BF66F</b>	Front Fillers	1966 All	25.00 pr.	<b>BF702</b>	Rear Fillers	1970-72 All	
<b>BF66R</b>	Rear Fillers	1966 All	28.00 pr.		Cutlass, Supreme & 442		21.00 pr.
<b>BF67F</b>	Front Fillers	1967 All	25.00 pr.	<b>BF64R</b>	Rear Bumper Fillers		
<b>BF67R</b>	Rear Fillers	1967 All	25.00 pr.		1964-65 Vista Cruiser/Wagon		29.50 pr.
				<b>BF667R</b>	Rear Bumper Fillers		
					1966-67 Vista Cruiser/Wagon		42.00 pr.
				<b>BF682R</b>	Rear Bumper Fillers		
					1968-72 Vista Cruiser/Wagon		42.00 pr.



**BF65F**



**BF66F**



**BF67R**



**BF68R**



**BF69F**



**BF702**



**BF667R**



**Stainless Capped Bumper Bolts:** New bumper bolts are recommended when installing new bumpers. Front bumpers usually use 6 bolts, while rear bumpers require 4. Bolt has 1" dia. stainless capped head and is 1" long.

**BB131** Stainless Steel Capped Bumper Bolt 1964-72 All 2.00 ea.

**Bumper Bracket Bolts:** Used to mount bumper brackets to frame on all 1964-72 Cutlass-442-H/O. Sold in sets of 4, includes bolts, washers and nuts. One set services one bumper.

**642BBB** Bumper Bracket Bolts 1964-72 all 29.50 set



**1968-72 Front License Plate Bracket:** Attaches to front bumper on 1968-72 models and supports the bottom of front license plate.

**LBP682** Front License Plate Bracket 1968-72 all 20.00

**8418-89** License Plate Fasteners 1961-77 all 2.00 pr.




**1969 Rear Bumper Rubber Insert Option VE1:**

Used on select 1969 Cutlass models only. Rubber strip installs the length of rear bumper in slots provided with VE1 factory optioned rear bumper.

**BVE1** Rubber Insert 1969 models w/VE1 option 95.00

**BVE1F** Fastener Pins for BVE1(14 used per car) 3.50 ea.



**1964-72 Gas Door Assemblies:** New item manufactured to exact OEM specifications. Stamped steel, includes tension springs.

**GD647** Gas Door Assembly 1964-67 all exc. wagons 43.00

**GD680** Gas Door Assembly 1968-70 all exc. wagons 43.00

**GD712** Gas Door Assembly 1971-72 all exc. wagons 43.00




**Gas Door Rubber Bumpers:** These are not the universal type fuel tank door bumpers.

All applications have been reproduced faithfully from original examples.

**GB30** Door Bumpers 1964 all 6.00 pr

**GB50** Door Bumper 1967-72 all 6.00 pr.

**GB40** Door Bumpers 1965-66 all 6.00 pr.



## SHEET METAL AND BODY PARTS

**Standard shipping charges at front of catalog are not applicable to large sheet metal items.** Large sheet metal items such as quarter panels and fenders are shipped truck freight. Charges are based on your location and the amount of items sent. Panels must be shipped to a commercial address. Check the body style description on inside back cover for proper identification of your model Cutlass.

### REPRODUCTION QUARTER PANEL SKINS

Replace your original rusted or damaged quarter panels with these reproduction skins. In most cases, the skin is the only panel available to economically repair/restore your car. Each panel offers a good fit and will install with a minimum amount of extra body work. The panels are a partial quarter skin that do not extend to the sail panel (on coupes) or trunk lid. Not all panels are in stock, please allow time for delivery.



<b>QP689L</b>	Left Quarter Panel Skin	1968-69 all 2 doors	279.00
<b>QP689R</b>	Right Quarter Panel Skin	1968-69 all 2 doors	279.00
<b>QP702L</b>	Left Quarter Panel Skin	1970-72 Cutlass S/442 Coupes	279.00
<b>QP702R</b>	Right Quarter Panel Skin	1970-72 Cutlass S/442 Coupes	279.00
<b>QP702CSL</b>	Left Quarter Panel Skin	1970-72 Supreme Coupe and Convertible	299.00
<b>QP702CSR</b>	Right Quarter Panel Skin	1970-72 Supreme Coupe and Convertible	299.00

### 1970-72 REPRODUCTION CONVERTIBLE FULL QUARTER PANELS



Full complete quarter panel includes the correct door jamb area and extend to the factory weld area over the trunk. These quarter panels, while more expensive initially, will require less body work to install. Because this is a large item, it will be shipped truck freight.

<b>FQPC702L</b>	Full quarter panel	1970-72 Convertibles	589.00
<b>FQPC702R</b>	Full quarter panel	1970-72 Convertibles	589.00

### 1968-72 CUTLASS-442-H/O FENDERS

Each reproduction fender will install like the originals. No holes are pre-drilled for emblems or moldings. We suggest you make a template from your original. Fenders are finished in EDP coated black primer and are ready to prep and paint. Front fenders are large items and as such are sent truck freight. Call for details. The 1968-69 Front Fenders are manufactured to accept either the 1968 Hood Hinges (uses two mounting bolts) or the 1969 Hood Hinges (uses three bolts)

<b>FF689L</b>	Left Front Fender	1968-69 Cutlass-442-H/O	499.00
<b>FF689R</b>	Right Front Fender	1968-69 Cutlass-442-H/O	499.00
<b>FF702L</b>	Left Front Fender	1970-72 Cutlass-442-H/O	429.00
<b>FF702R</b>	Right Front Fender	1970-72 Cutlass-442-H/O	429.00



**Front Fender Braces:** 1968-69 braces replace GM# 398314/5 and apply to 1968 all models and 1969 W30-W31-W32 models. 1971-72 fender braces fit all Cutlass models .

<b>FB689L</b>	Left Fender Brace	1968 all, 69 W-30,W-31,W-32	42.50
<b>FB689R</b>	Right Fender Brace	1968 all, 69 W-30,W-31,W-32	42.50
<b>FB690</b>	Front Fender Braces	1969 exc. W cars, 1970 all	59.00 pr.
<b>FB712</b>	Front Fender Brace	1971-72 all models	59.00 pr.



## 1964-72 INNER AND OUTER REAR WHEEL HOUSES

Exact reproduction of the original inner and outer rear wheel houses with correct dimensions for the years and models are listed below. For 1968-69 models, the coupe version must be modified for use on convertibles.



### 1968-72 Rear Outer Wheel Houses:

<b>OWH689L</b>	Left Outer Wheel House	1968-69 all 2 door coupes	136.00
<b>OWH689R</b>	Right Outer Wheel House	1968-69 all 2 door coupes	136.00
<b>OWH702L</b>	Left Outer Wheel House	1970-72 all 2 door coupes	136.00
<b>OWH702R</b>	Right Outer Wheel House	1970-72 all 2 door coupes	136.00
<b>OWH702CVL</b>	Left Outer Wheel House	1970-72 all convertibles	136.00
<b>OWH702CVR</b>	Right Outer Wheel House	1970-72 all convertibles	136.00

### 1964-72 Rear Inner Wheel Houses:

<b>IWH647L</b>	Left Inner Wheel House	1964-67 exc wagon & conv	136.00
<b>IWH647R</b>	Right Inner Wheel House	1964-67 exc wagon & conv	136.00
<b>IWH682L</b>	Left Inner Wheel House	1968-72 exc wagon & conv	136.00
<b>IWH682R</b>	Right Inner Wheel House	1968-72 exc wagon & conv	136.00

**\*Shipping Surcharge of \$25.00 shipped to a U.S. address.**

## 1964-72 BODY FLOOR PANS

Body floor pans are die stamped for accurate fit. Automotive grade sheet metal is used for strength and durability. Full length pans require truck freight while floor pan sets can be shipped by FedEx\*. Call for details.

<b>FP647L</b>	Left Side Full Floor Pan	1964-67 all models	129.00
<b>FP647R</b>	Right Side Full Floor Pan	1964-67 all models	129.00
<b>FP647S*</b>	Set of 4 Floor Pans (FedEx)	1964-67 all models	269.00
<b>FP682SL</b>	Left Side Full Floor Pan	1968-72 all models	149.00
<b>FP682SR</b>	Right Side Full Floor Pan	1968-72 all models	149.00
<b>FP682S*</b>	Set of 4 Floor Pans (FedEx)	1968-72 all models	269.00
<b>FPB642F</b>	Front Floor Pan Brace	1964-72 all models	129.00
<b>FPB642M</b>	Middle Floor Pan Brace	1964-72 all models	129.00
<b>FPB647R</b>	Rear Floor Pan Brace	1964-67 all models	129.00
<b>FPB682R</b>	Rear Floor Pan Brace	1968-72 all models	129.00

**\*Shipping Surcharge of \$35.00 shipped to a U.S. address.**

## 1970-72 & 1973-77 4 Speed Standard Transmission Hump:

Welds to floor board on all 1970-72, 1973-77 Cutlass/442 models with 4 Speed Transmission. Necessary item when converting your car from Automatic to Standard Transmission.


<b>STH702</b>	Standard Transmission Hump	1970-72 all S.T	79.00
<b>STH737</b>	Standard Transmission Hump	1973-77 all S.T.	79.00

## 1964-72 TRUNK FLOORS

Correct die stamped trunk floor pan packages made from automotive grade steel, usually 20-21 gauge. EDP coated primer for additional rust resistance. 1964-67 set total coverage is 68" W x 45" L. 1968-72 set total coverage is 62 1/2" W x 37" L. 7 pc sets include left, right, center floor section, two body mount braces, 2 floor braces. Spare tire rod bracket is not included.

<b>P647S</b>	Trunk Floor 7 pc Set	1964-67 all models	269.00
<b>P682S</b>	Trunk Floor 7 pc Set	1968-72 all models	269.00

**\*Shipping Surcharge of \$35.00 shipped to a U.S. address.**



### 1968-69 & 1970-72 Trunk Floor Drop Off Section:

Fits 1968-69 and 1970-72 all models. Necessary when damage is between the trunk and quarter panel in the lower side floor area between quarter and trunk floor.


<b>DP689L</b>	Left Trunk Drop Off	1968-69 all models	93.00
<b>DP689R</b>	Right Trunk Drop Off	1968-69 all models	93.00
<b>DP702L</b>	Left Trunk Drop Off	1970-72 all models	93.00
<b>DP702R</b>	Right Trunk Drop Off	1970-72 all models	93.00



### 1964-72 Outer Rocker Panels:

New Outer Rocker Panels available for 1964-67 Cutlass-442 and 1968-72 Cutlass-442-Hurst Olds. Extends from below front of door to rear wheel opening. All rockers apply to 2 door models only.


<b>RP647L</b>	Left Outer Rocker Panel	1964-67 2 door models	119.50
<b>RP647R</b>	Right Outer Rocker Panel	1964-67 2 door models	119.50
<b>RP682L</b>	Left Outer Rocker Panel	1968-72 2 door models	119.50
<b>RP682R</b>	Right Outer Rocker Panel	1968-72 2 door models	119.50



### 1969 H/O, 1970-72 W-35 Option Rear Spoiler:

Correct reproduction 3 piece W-35 Option Rear Spoiler features integral mounting studs. Technically correct for 1969 H/O, and optional on 1970-72 Cutlass S, 442 2 door hardtop and Sport Coupe only. Spoiler will fit all 1968-72 2 doors and convertibles. Manufactured from our tooling.

<b>W35</b>	Rear W35 Spoiler	1969 H/O, 1970-72 all	289.00
------------	------------------	-----------------------	--------



### TRUNK LIDS

Die stamped reproduction trunk lids fit 1970-72 Cutlass S, 442 2 door coupes, 1970-72 Cutlass Convertibles, and 1970-72 Cutlass Supreme Coupes. Deck Lids are shipped truck freight only.

<b>TL702S</b>	Trunk Lid	1970-72 Cutlass S, 442 Coupes	389.00
<b>TL702CV</b>	Trunk Lid	1970-72 Cutlass Convertibles	389.00
<b>TL702CSC</b>	Trunk Lid	1970-72 Cutlass Supreme Coupes	389.00

### 1966-67, 1970-72 Supreme Coupe Rear Deck Filler Panel:

Die stamped reproduction of the panel that fits between the back window and the trunk lid on the following models. EDP coated black primer.

<b>RDP645</b>	Rear Deck Filler Panel	1964-65 all 2 doors	189.00
<b>RDP667</b>	Rear Deck Filler Panel	1966-67 all 2 doors	149.00
<b>RDP702S</b>	Rear Deck Filler Panel	1970-72 all Supreme Coupe	149.00



**\*Shipping Surcharge of \$25.00 shipped to a U.S. address.**

### 1970-72 Cutlass/442 Door Skins:

New door skins for all 1970-72 Cutlass/442 2 Door Coupes and Convertible models. Skins do not include any inner framework which must be re-used.

<b>702DSL</b>	Left Door Skin (driver side)	1970-72 all 2 Door	239.00
<b>702DSR</b>	Right Door Skin (passenger)	1970-72 all 2 Door	239.00



**\*Shipping Surcharge of \$25.00 shipped to a U.S. address.**

**1964-67 Front Cowl Panel Patch:** This is the sheetmetal piece along the bottom of the windshield that typically rusts out on 1964-67 Cutlass models.


<b>FCP647</b>	Front Cowl Patch	1964-67 all Cutlass-442	65.00
---------------	------------------	-------------------------	-------



**1971-72 Front Bumper Plastic Shield:** Front Bumper Shield is commonly called the 'nose piece' and is the filler between the grilles and the bumper. Any pressure on the front end usually results in a broken shield. The Rocket Emblem is mounted in the provided holes.

Rocket Emblem not included, see page 6.

**FBS712** Front Bumper Shield 1971-72 All 115.00



**1970-72 Front Bumper Bars:** Inner Bumper Bar attach to the front bumper near the license plate area and the bumper brackets. Lower Bumper Bar attaches to outer lower bolt hole on front bumper and the bumper bracket. Outer Bumper Bars attach to the far outer holes in the bumper (on outside edges) to the bumper brackets.

**IBB702** Inner Bumper Bars 1970-72 all 59.00 pr.

**LBB712** Lower Outer Bumper Bars 1971-72 all 45.00 pr.

**OBB702** Outer Bumper Bars 1970-72 all 59.00 pr.



### 1968 Cutlass/Hurst Olds/442 Headlamp Fillers:

Stamped sheetmetal pieces fill in the area behind the fender between the radiator core support and the headlight housings.

**HH68L** Left Headlamp Filler (driver side) 1968 all 49.00

**HH68R** Right Headlamp Filler (pass. side) 1968 all 49.00



**1970 Cutlass/442 Radiator Core Support:** New sheetmetal to replace damaged or rusted originals. Complete radiator core support assembly for all 1970 models. Shipped by truck freight only, please contact us for details.

**RCS70** Radiator Core Support 1970 all 495.00




### Spare Tire Hold Down Brackets:

For 1964-70 and 1971-77 Cutlass models. Sheet metal bracket welds to trunk floor and accepts the spare tire hold down rod.

**SHD647** Spare Tire Hold Down Bracket 1964-70 all models 12.50

**SHD717** Spare Tire Hold Down Bracket 1971-77 all models 12.50




### Jack Stop Brackets:

For 1964-67 and 1968-72 Cutlass models. Metal bracket welds to trunk floor and holds jack in correct position under spare tire.

**JB647** Jack Stop Bracket 1964-67 all models 11.50

**JB682** Jack Stop Bracket 1968-72 all models 11.50




### 1966-72 Bucket Seat Mounting Brackets:

For 1966-72 Cutlass models with bucket seats (or for cars with buckets being added). Sheet metal pieces attach to the floor and allow installation of bucket seat tracks.

**BSB670** Bucket Seat Bracket Set (4 pc) 1966-70 all models 59.50 set

**BSB712** Bucket Seat Bracket Set (4 pc) 1971-72 all models 59.50 set




**Sheet Metal Floor Pan Plugs:** Oval sheet metal plug measures 4 1/2" x 3 3/4" overall. Check your car for quantity needed.

**DPC642** Sheet Metal Plug 1964-77 Cutlass-442 6.50 ea.



**1964-72 Door Hinge Assemblies:** New door hinges feature the detent bar, hinge pins and tension springs (where used). Correctly replace worn original upper and lower hinges on 1964-72 all Cutlass-442 models. Hinges should be painted to match vehicle.


<b>DH645U</b>	Upper Door Hinges	1964-65 all models	58.00 ea.
<b>DH645L</b>	Left Lower Door Hinge	1964-65 all models	65.00 ea.
<b>DH645R</b>	Right Lower Door Hinge	1964-65 all models	65.00 ea.
<b>DH667HL</b>	Left Lower Door Hinge	1966-67 all models	65.00 ea.
<b>DH667HR</b>	Right Lower Door Hinge	1966-67 all models	65.00 ea.
<b>DH667U</b>	Upper Door Hinge	1966-67 all models	58.00 ea.
<b>DH682L</b>	Left Lower Door Hinge	1968-72 all models	75.00 ea.
<b>DH682R</b>	Right Lower Door Hinge	1968-72 all models	75.00 ea.
<b>DH682U</b>	Upper Door Hinge (either side)	1968-72 all models	58.00 ea.



**DH645U**




**DH645L**



**DH667U**



**DH667R**



**DH682U**



**DH682L**



**HRK4959**



**DH027**

**Door Hinge Pins and Hinge Detent Kits:** Hinge repair kit includes two new hinge pins and an assortment of oversized bushings to repair original hinges that are worn.

<b>HRK4959</b>	Door Hinge Repair Kit (one door)	1961-77 all models	8.50 ea.
<b>DH027</b>	Hinge Detent and Roller (two doors)	1968-72 all models	28.50 pr.

**Door Hinge Bolt Sets:** All new attaching bolts make installing new hinges easy. Each hinge use three bolts to attach into body and three bolts to attach into door.

<b>DHB645</b>	Hinge Bolt Set (24 pcs. both doors)	1964-65 all models	28.50 set
<b>DHB667</b>	Hinge Bolt Set (24 pcs. both doors)	1966-67 all models	28.50 set
<b>DHB682</b>	Hinge Bolt Set (12 pcs. one door)	1968-77 all models	15.00 set



**DHB645**

**Door Jamb Vent Valves:** Replace distorted or oversprayed parts with new replacements. Black plastic vent valve gives a clean detailed look to your door jamb area. Fits 1969 Cutlass/442 Holiday Coupe and Convertible and 1970-72 All 2 Door models.

<b>DJV69</b>	Door Jamb Vent Valve	1969 Hol. Cpe. & Conv.	26.50 ea.
<b>DJV70</b>	Door Jamb Vent Valve	1970-72 All 2 Doors	29.50 ea.



**DJV69**



**DJV70**

### 1966-68 Electrical Wiring Conduit (Boot):

12" long rubber tube with 3 grommets fits all 1966-68 Cutlass-442 with power windows or power door locks. Two boots used per car.

<b>EWC668</b>	Wiring Boot	1966-68 all Cutlass	29.50 each
---------------	-------------	---------------------	------------



### 1969-75 Electrical Wiring Conduit (Boot):


New part is used on all 1969-75 Cutlass-442-H/O that are equipped with power locks or power windows. Two boots used per car.

<b>EWC695</b>	Wiring Boot	1969-75 all	27.50 each
---------------	-------------	-------------	------------

### 1968-72 Door Latch assemblies:

Door Latch Assemblies mount to the inside of the door with included screws.

<b>DL680R</b>	Right Door Latch Assembly	1968 all	73.50
<b>DL680L</b>	Left Door Latch Assembly	1968 all	73.50
<b>DL690R</b>	Right Door Latch Assembly	1969 all	69.50
<b>DL690L</b>	Left Door Latch Assembly	1969 all	69.50
<b>DL702R</b>	Right Door Latch Assembly	1970-72 all	69.50
<b>DL702L</b>	Left Door Latch Assembly	1970-72 all	69.50
<b>DLD490</b>	Door Latch Screw Package	1968-72 all	9.50 pkg of 6



**1964-76 Door Latch Strikers:** New reproduction door latch strikers fit 1964-72 and 73-76 all Cutlass models. Manufactured with the correct appearance and replaces often worn or unsightly original strikers.

<b>DSA642</b>	Door Striker	1964-72 all models	14.50 ea.
<b>DSA736</b>	Door Striker	1973-76 all models	19.50 ea.



**1966-67 Cutlass/ 442 Convertible Door Alignment Wedge Set:** Includes two brass wedges, two plastic wedges, four shims and mounting screws.

<b>CDW667</b>	Door Alignment Wedges	1966-67 Convertible	29.50 set
---------------	-----------------------	---------------------	-----------



**1968-72 Convertible Door Jamb Striker Plates:** Striker plates used only on convertible models. Brass plate is attached to door jamb on body and steel piece is attached to the door. Shim and screws are included. Sold in a set of six pieces, services both doors.

<b>CDP682</b>	Convertible Striker Plates	1968-72 Convertible	34.50 set
---------------	----------------------------	---------------------	-----------



**Inner Door Lock Rod and Bell Crank:** Includes threaded inner lock rod with bellcrank and attaching clip. Fits in either driver side or passenger side door on all 1969-72 Cutlass/ 442 models.

<b>IDL692</b>	Door Lock Rod and Bell Crank	1969-72 all	13.50 ea.
---------------	------------------------------	-------------	-----------



**Quarter Window Roller Assembly:** For 1968-72 Cutlass Holiday Coupes and Convertible rear Quarter Window Rollers. Includes metal body with plastic and rubber bushings.

Attaches to glass and regulator assembly on the quarter windows only. Two used per car.

<b>QWR682</b>	Quarter Window Roller Assembly	1968-72 Cutlass-442 Holiday Coupe & Conv.	11.50 ea.
---------------	--------------------------------	---	-----------



**1968-72 Quarter Window Guide Roller Springs:** Used to keep tension on the front window roller on quarter windows.


<b>QWRS682</b>	Quarter Window Roller Spring	1968-72 all	5.50 ea.
----------------	------------------------------	-------------	----------



### 1970-72 Manual Crank Door Window Regulators:

New window regulators fit All 1970-72 Cutlass-442 Holiday Coupe and Convertible models with manual cranking windows. For door windows only, will not work for quarter windows.

<b>WR702L</b>	Left Side Window Regulator	1970-72 Cutlass-442	89.50
<b>WR702R</b>	Right Side Window Regulator	1970-72 Cutlass-442	89.50



**Hood Hinges and Springs:** Reproduction Hood Hinge Assemblies to replace worn out original equipment. Available for 1964-67 Cutlass-442 and 1969-72, 1973-77 Cutlass-442-Hurst Olds models. Hinges and Hood Springs are sold separately.

<b>HH647R</b>	Right Side Hood Hinge	1964-67 all	89.50
<b>HH647L</b>	Left Side Hood Hinge	1964-67 all	89.50
<b>HS647</b>	Hood Hinge Spring	1964-67 all	13.50 ea.
<b>HH692R</b>	Right Side Hood Hinge	1969-72 all	79.50
<b>HH692L</b>	Left Side Hood Hinge	1969-72 all	79.50
<b>HS692</b>	Hood Hinge Spring	1969-72 all	15.00 ea.
<b>HHS682</b>	Hood Hinge Rear Spacer	1968-72 all	13.50 pr.
<b>HH737R</b>	Right Side Hood Hinge	1973-77 all	69.00
<b>HH737L</b>	Left Side Hood Hinge	1973-77 all	69.00
<b>HS737</b>	Hood Hinge Spring	1973-77 all	15.00 ea.

**HH647R**




**HH692L**

**HH737L**



**HHS682**



**1968-72 Cowl Lacing:**

Fits all 1968-72 Cutlass models. Sold in a six foot length. High quality sponge rubber includes plastic fasteners.

**CL68** Cowl Lacing 1968-72 15.00

**COWL TO HOOD LACING STRIPS**

**1964-67 Cowl Lacing:**

Fits all 1964-67 Cutlass models. Six foot length, molded rubber.

**CL64** Cowl Lacing 1964-67 15.00



**Hood Extension Seal:** For all 1969-70 Cutlass-442 models. Seals between hood and the cast hood extension.

**HES690** Hood Extension Seal  
1969-70 all 5.00



**Fender and Quarter End Cap Seals:**

For 1966-67 front fenders and 1970-72 rear quarter panel cap mounting. Used as an anti-squeak and water preventative seal. Should be replaced when painting your car.


**FS667** Front Fender Cap Seals 1966-67 all 12.50 pr.

**FS702** Rear Fender Cap Plastic Seals  
1970-72 Convertible and Supreme Coupe 16.50 pr.



**Trunk Latch:** New Trunk Latch assembly fits 1961-69 F85-Cutlass-442 models except wagons, 1970 all Cutlass-442 except wagons or power trunk release equipped models and 1971-72 all Cutlass-442 except wagons.


**TL592** Trunk Latch Assembly 1961-72 all exc. station wagon 37.50



**Inside Hood Latch/Lock Package:**

Package includes Hood Latch Assembly and Cable with Inside Release mechanism. Mounts under the dash and has the correct 'Hood' 'Lock' and 'Unlock' in chrome raised letters under slide lever. For 1970-72 all Cutlass-442 Models.

**IHR702** Inside Hood Latch/Lock Package 1970-72 all 129.00



**1973-77 Inside Hood Release Cable & Handle:** New Inside Hood Release Cable comes complete with Inside Pull Handle. This one piece cable will replace the two piece design cables.

**HRC737** Inside Hood Release Cable 1973-77 all 69.00



### 1964-72 Body Mount Kits and Radiator Core Support Kits:

Body Mount Kits listed below are complete with hardware and collars. All mounts were copied directly from GM originals and we have included the special convertible and hardtop mounts in the 1968-72 kit. This is not a generic kit other companies may sell. 1964-72 Body Mount Kits include metal collars and hardware. Radiator Core Support Kit and shims are sold separately.

<b>BM647K</b>	Body Mount Kit	1964-67 all	165.00
<b>BM682K</b>	Body Mount Kit	1968-72 all	175.00
<b>RC645K</b>	Radiator Core Support Kit	1964-65 all	50.00
<b>RC662K</b>	Radiator Core Support Kit	1966-72 all	39.50
<b>RC737K</b>	Radiator Core Support Kit	1973-77 all	55.00
<b>RCS662</b>	Radiator Core Support Shims	1964-72 all	6.50 ea.



### 1973-77 Body Mount Bushing Kit:

Reproduction body mounts for 1973-77 Cutlass/442. 24 piece set rubber with steel inserts and steel washers where necessary. Two bushings are solid rubber plugs. Replaces GM part #s 330942 (4), 457915 (10), 330955 (4), 377801 (2), 6271662 (2) and 330951 (2). Set does not include hardware. This kit supplied from an outside vendor source.

<b>BM737K</b>	Body Mount Bushing Set	1973-77 all	279.00 set
---------------	------------------------	-------------	------------



## MANUAL ANTENNA MAST AND ANTENNA PARTS

### Manual Antenna Mast:

New Antenna Masts are available for all 1961-66 Cutlass-442 models. 1961-66 used a three piece mast with round tip. Mast is press fit into existing antenna lead-in.

<b>569310</b>	Round Antenna Mast	1961-66 all	45.00
---------------	--------------------	-------------	-------



### Manual Elliptical Antenna Masts:

1967-69 models used an elliptical (oval) mast with a bullet tip. Mast is press fit into existing antenna lead-in. This antenna mast is supplied by an outside source. Very difficult and expensive process to manufacture. Made in USA.

<b>402253</b>	Elliptical Antenna Mast	1967-69 all	139.00
---------------	-------------------------	-------------	--------



### 1970-77 Windshield Antenna

**Lead In Cable:** Cable that connects the antenna in the windshield to the radio.

<b>AN7088</b>	Windshield Antenna Wire	1970-77 all	19.50
---------------	-------------------------	-------------	-------



**Manual Antenna Plastic Nuts:** 1961-69 Cutlass/442 with manual antenna.

<b>AN586</b>	Manual Antenna Plastic Nut	1961-66 all	11.50
<b>AN679</b>	Manual Antenna Plastic Nut	1967-69 all	11.00

**MAS526** Manual Antenna Base Seal (rubber grommet around antenna mast)  
1961-66 all 2.50

### Power Antenna Nut:

Chrome Power Antenna Nut fits all 1963-69 models with factory power antenna.

<b>PAN619</b>	Power Antenna Nut	28.50
---------------	-------------------	-------



**Rubber Antenna Grommets:** Molded Rubber Antenna mounting pads for all 1963-69 Models with factory antennas.

<b>MAG619</b>	Manual Antenna Grommet	5.50 ea.
<b>MAG619A</b>	Power Antenna Grommet	6.00 ea.



# Hub Caps and Super Stock I, II and III Wheel Parts

HC6670



*Fusick*

HC6725



*Fusick*

HC7011



*Fusick*

## 1966-75 Standard Hub Caps:

Known to restorers as 'Poverty Caps' or 'Dog Dish' Hubcaps. Once scorned and discarded, these desirable caps have now returned to the market. New stamped steel tooling and chrome plating have made these reproduction caps much nicer than the originals. Licensed and approved by General Motors.

<b>HC6670</b>	1966 Standard Hub Cap (set of 4)	295.00 set
<b>HC6670A</b>	1966 Standard Hub Cap	78.00 ea.
<b>HC6725</b>	1967-69 Standard Hub Cap (set of 4)	260.00 set
<b>HC6725A</b>	1967-69 Standard Hub Cap	70.00 ea.
<b>HC7011</b>	1970-75 Standard Hub Cap (set of 4)	260.00 set
<b>HC7011A</b>	1970-75 Standard Hub Cap	70.00 ea.

## Super Stock I Center Caps:

Excellent chrome reproduction Center Wheel Ornament for SSI Wheels with rocket decal for 1966-72 Models. Sold complete with retainer and bolts.

**CO6696** SSI Center Cap 39.50 ea.



**CWR99** Center Wheel Ornament Retainer for SSI Wheels 8.50 ea.



## Super Stock I Lug Nuts:

New reproduction of the chrome acorn type lug nuts used on all Super Stock I Wheels. Sold in a set of 20 or individually.

**WN713** Chrome Acorn Lug Nuts (20 pcs) 115.00 set  
1965-68 all, 1969-72 SSI  
**WN713A** Above Individual Nuts 7.50 ea.



**Wheel Trim Ring:** Reproduction Stainless Steel Trim Rings for all 1970-72 SSI & II (deep) 14" x 7" Wheels.

**TR7019** Trim Rings 39.50 ea.

**Wheel Trim Ring:** Reproduction Stainless Steel Trim Rings for 1973-77 SSIII 15"x7" Wheels

**TR7377** Trim Rings 57.50 ea.



*Fusick*

**WOL25** Embossed Center Ornament Decal with Rocket for 1968-72 SSII Wheels only. (2 1/8" dia.) 6.00 ea.

**WOL35** Embossed Center Ornament Decal With Rocket for 1966-72 SS I Wheels only. (1 1/2" dia.) 5.50 ea.



*Fusick*



*Fusick*



*Fusick*

## Super Stock II Center Caps:

Beautiful chrome reproduction Center Wheel Ornament for SSII Wheels with rocket decal for 1968-72 Models. This center cap uses 5 bolts (included) to attach to wheel. (N66 option)

**CO6826** SSII Center Cap 49.00 ea.

**CO6826S** Set of 4 Caps 179.00 set

## Super Stock III Center Cap:

New reproduction push-on type Center Wheel Ornament for Super Stock III Wheels 15" x 7" used on 1973-77. Includes retainer for wheel push on application.

**CO7393** SSIII Center Cap 55.00 ea.

**CO7393S** Set of 4 Caps 189.00 set

## Super Stock II & III Wheel Bezels:

Polished Stainless steel Wheel Bezel Trim Rings for 1968-77 Super Stock II& III Wheels. These are the bezels that go into the 5 triangular holes in the rims. (uses 5 per wheel)

**WB67** SSII & SSIII Wheel Bezels 9.50 ea.



*Fusick*



## Stainless Capped Lug Nuts:

Correct reproduction Lug Nuts with stainless steel caps for 1969-77 SSII, & III wheels. Sold in a set of 20 or individually.

**WN714** Capped Lug Nuts (20) 46.00 set

**WN714A** Above individual nuts 3.00 ea.


## Super Stock II Wheel Paint:

Charcoal Gray Wheel Paint in 16 oz. aerosol cans for 1968-72 SSII wheels.

**WP5S** Charcoal Grey Wheel Paint 18.50 ea.



## W-27 REAR END COVERS



Fashionable accessory used on 1970-72 Oldsmobile. Normally applicable to Cutlass, 442, and Hurst/Olds, the cover can be used on any 10 or 12 bolt rear end housing built by Oldsmobile. Not only does the cover exhibit a unique styling, but also allows a lower operating temperature. Our cover packages include bolts, gasket, and dealer bulletin.

<b>W27-12B</b>	12 Bolt W-27 Rear End Cover	1970 all	109.00
<b>W27-10B</b>	10 Bolt W-27 Rear End Cover	1971-72 all	109.00
<b>DT642</b>	Differential Aluminum Tag	1964-72 all w/Positraction	4.50



**Differential Vent Valve:** This part is located on top of the differential housing. Necessary plastic part that is often broken or distorted over the years. Used on all 1965-77 Models. One used per car. **DIF64** Differential Vent Valve 6.50



**1969 Hurst Olds Hood Scoop:** New reproduction of the popular dual snorkel hood scoop used on 1969 Hurst Olds models. Correct fiberglass construction with the 'X' on the underside for strength and raised section on top center. Ten threaded studs on bottom to mount through factory holes in hood. A necessary item when building a 1969 Hurst/Olds.

**69HO** Fiberglass Hood Scoop 1969 Hurst/Olds 239.00



**High and Low Note Horn Assemblies:** Reproduction high and low note horns for 1961-75 all models. Sold in a pair of one high note (F note) and one low note (D note). Includes mounting brackets. Delco-Remy on horn case per original. **NOTE:** GM parts books show the low note is originally an A note for Oldsmobiles. These horns are a good service replacement for inoperative units.

**H3911** Horn Assemblies 1961-75 all 123.00 pr.



### 1961-75 Power Window Motors:

New Power Window Motors for all 1961-1977 2 and 4 Door Oldsmobiles with power windows. These motors have a square body and replace original worn motors perfectly. Specify driver or passenger side.

**M3898** Right Power Window Motor (passenger side) 1961-77 all 149.00 ea.

**M3899** Left Power Window Motor (driver side) 1961-77 all 149.00 ea.

### 1966-68 Electrical Wiring Conduit (Boot):

12" long rubber tube with 3 grommets fits all 1966-68 Cutlass-442 with power windows or power door locks. Two boots used per car.

**EWC668** Wiring Boot 1966-68 all Cutlass 29.50 each



### 1969-75 Electrical Wiring Conduit (Boot):

New part is used on all 1969-75 Cutlass-442-H/O that are equipped with power locks or power windows. Two boots used per car.

**EWC695** Wiring Boot 1969-75 all 27.50 each

**Wire Harness Hold Down Straps:** All styles used on all 1961-72 Models. Holds wiring harness in place on inner front wheel wells and in engine compartment. Black plastic as original.

**WHF05** Wire Harness Strap 1961-65 most models 5.50 ea.

**WHF07** Wire Harness Strap 1966-69 most models 5.50 ea.

**WHF06** Wire Harness Strap 1970-77 most models 5.50 ea.




## ELECTRICAL COMPONENTS & TUNE-UP PARTS

**AC Delco Spark Plugs:** We have AC Spark Plugs in stock for tune-ups to keep your Oldsmobile engine running at peak performance. Keep your GM car all GM. Plugs are sold in a set of eight for 30.00 per set.

**R43S fits:**  
1964-67 330 4 Barrel  
1965-69 400 all  
1968 455 Hurst/Olds

**R45S fits:**  
1964-67 330 2 Barrel  
1968-70 350 all  
1969-70 455 all  
1971-72 350-455 all



**Ignition Components:** All components of the tune-up kits are available separately. The ignition Coils are NOT included in tune-up kits.

<b>D106PS</b>	Ignition Point Set	1961-73 all	29.50
<b>D204</b>	Ignition Condenser	1961-73 all	12.50
<b>D426R</b>	Distributor Rotor	1961-73 all	13.50
<b>DR429</b>	Distributor Cap	1961-73 V8	25.00
<b>337166</b>	Ignition Coil	1961-73	79.00
<b>CB6481</b>	Coil Bracket	1961-74 all	29.00

**Tune-Up Kit:** For all 1961-73 V8 Engines. Includes distributor cap, rotor, point set, and condenser. Our kits feature the correct smooth texture black distributor cap for original appearance. Individual parts are listed to the right.

**TK5** Tune-Up Kit 1961-73 all V8 69.00

**Breakerless SE Ignition Conversion Kit:**  
Replaces stock points with an electronic SE Ignition Module  
**38131** 1962-74 all V8 185.00




### Air Filters-PCV Valves-Crankcase Vent Breather

<b>A366C</b>	Air Filter	1970-72 350, 455 V8 Outside Air Induction Cars (Ram Air)	16.50
<b>A90CW</b>	Air Filter	1965-67 330 4V, 1965 400 4V, 1966-67 400 4V with Auto. Trans	18.00
<b>A212CW</b>	Air Filter	1966-67 4 Barrel, 1968-77 V8 4 Barrel Non O.A.I.	16.00
<b>CV606</b>	Crankcase Ventilator Valve	1962 Jetfire, 1963 all (AC Delco NOS)	28.00
<b>FB56</b>	Crankcase Vent Breather	1969-76 all	16.50
<b>CV679C</b>	PCV Valve (current AC Delco)	1965-76 all V8	11.00



**IGNITION WIRE SETS:** Correct Reproduction Delco-Packard Date-Coded Wire Sets. Superior workmanship that replaces worn or unsightly aftermarket wires. Coded 1st Quarter of year application with correct boots.

<b>1Q64</b>	Ignition Wire Set	1964 all	89.00
<b>1Q65</b>	Ignition Wire Set	1965 all	89.00
<b>1Q66</b>	Ignition Wire Set	1966 all	89.00
<b>1Q67</b>	Ignition Wire Set	1967 all	89.00
<b>1Q68</b>	Ignition Wire Set	1968 all	89.00
<b>1Q69</b>	Ignition Wire Set	1969 all	89.00
<b>1Q70</b>	Ignition Wire Set	1970 all	89.00
<b>1Q71</b>	Ignition Wire Set	1971 all	89.00
<b>1Q72</b>	Ignition Wire Set	1972 all	89.00



### Spark Plug Wire Retainers:

We have the correct black plastic retainers used on all 1961-72 Models. There are two different designs for right and left side. Sold as pairs.

**SPR615** Wire Retainers 1961-72 all 12.00 pr.

### 1968-71 Battery Cable Clamp:

Used to hold the negative battery cable to the alternator bracket or the power steering bracket on 1968-71 Cutlass/442 models.

**BCC681** Battery Cable Clamp 1968-71 all 14.50


### 1965-72 Engine Ground Strap Bolt Kit:

**GS6560B** Ground Strap Bolts 1965-72 all 6.00



## Original Battery Trays and Hold Down Parts:

<b>BT6445</b>	Battery Tray (10" x 6 1/2")	1964-65 all	55.00
<b>BT6639</b>	Battery Tray (10 3/8" x 7 7/8")	1966-67 all	45.00
<b>BT6875</b>	Battery Tray (10 3/8" x 7 1/4")	1968-72 all 350 & 400	29.50
<b>BT6903</b>	Battery Tray (12" x 7 1/2")	1968-72 all 455 Engine	29.50
<b>BT7577</b>	Battery Tray (10 1/4" x 6 3/4")	1975-77 all Cutlass	59.50
<b>HD6117</b>	Battery Hold-Down	1961-63 F85, 1966-67 all	29.50
<b>HD6478</b>	Battery Hold-Down	1964-65 330 V8	29.50
<b>HD6560</b>	Battery Hold-Down Clamp	1968-72 all	6.00
<b>HD7387</b>	Battery Hold Down	1973-77 all	29.50
<b>GS6560</b>	Engine Ground Strap to Cowl (10 1/2" long)	1965-72 all	9.50
<b>HDB005</b>	Battery Hold-Down Bolt	1961-63 F85, 1966-67 all (2 per car)	8.50 ea.



**1964-74 Cutlass-442-H/O Battery Cables:** Reproductions of original equipment Delco-Packard Cables. Complete with part number, correct color and gauge cable, hot wire pigtail, cable insulator, etc. This is a top quality product which adds to your engine compartment restoration and originality. Please note that not all cables were Spring Ring design. Right angle and bolt type connectors are supplied where originally used by General Motors.

### Negative Battery Cables

<b>N04380</b>	1964-65 330	44.50
<b>N05605</b>	*1965 400	47.50
<b>N09230</b>	1966 330	45.00
<b>N21540</b>	1966-67 W30 only	49.50
<b>N21565</b>	1966-67 W30 Engine to Frame	26.50
<b>N09805</b>	1966 400, 1967 all V8	43.00
<b>N12475</b>	1968 350, 1969 350 all 2V, all S.T., 1970 350 A/T 2V, & all S.T., 1971 all 350	43.00
<b>N12470</b>	1968 400, 455, 1969 350 V8 A/T 4V, 400 & 455 all 1970 350 A/T 4V	43.00
<b>N15670</b>	*1970 all 455	59.00
<b>N21765</b>	*1971 all 455	55.00
<b>N29675</b>	1972 350 V8 (side post)	49.50
<b>N29740</b>	1972 455 V8 (side post)	53.00
<b>N22195</b>	1973-74 350 V8	49.00
<b>N22830</b>	1973-74 455 V8	59.00

\*Original connector. Not Spring Ring type.

### BCG30 Battery Cable Grommet:

Used on all 1966-67 W30 options with trunk mounted battery. Keeps the battery cable from contacting sheetmetal in trunk. Exact copy of original.

**BCG30** Battery Cable Grommet 17.50 ea.

### 1972 Positive Side Post Battery Plastic

**Cap:** Used on 1972 models only, covers positive battery cable terminal. Red plastic.

**BCC72A** Battery Cable Cap 15.00

### Positive Battery Cables

<b>P05420</b>	1964 all V8, 1965 330	45.00
<b>P06205</b>	*1965 400	46.00
<b>P09445</b>	1966-67 330	46.00
<b>P09800</b>	1966-67 400	48.00
<b>P22215</b>	1966-67 W30 Only	109.00
<b>P11540</b>	1966-67 Junction Block to Starter cable	56.00
<b>P12465</b>	1968 350 A/T 2V	46.00
<b>P09900</b>	1968 350 A/T 4V, 400	46.00
<b>P09915</b>	1968 350 S.T.	46.00
<b>P12530</b>	1969 350 A/T 2V	46.00
<b>P12525</b>	1969 350 A/T 4V, 400, 455	48.00
<b>P12520</b>	1969 350 S.T.	46.00
<b>P14575</b>	1970 350 A/T 2V, 350 S.T., 1971 all 350	46.00
<b>P14580</b>	1970 350 A/T 4V, all 455	49.00
<b>P21770</b>	1971 all 455	53.00
<b>P21795</b>	1972 350 V8(side post)	49.00
<b>P21800</b>	1972 455 V8 (side post)	53.00
<b>P22840</b>	1973 350 V8	49.00
<b>P22835</b>	1973 455 V8	52.00
<b>P22865</b>	1974 350 V8	52.00
<b>P22860</b>	1974 455 V8	52.00

### Battery Cable Terminal Block

**Cover:** Replaces original dried and cracked covers perfectly.

For use on 1964-68 all Models where positive battery cable junction occurs.

**BCC648** Battery Cable Terminal Cover 9.50




**Alternator Plastic End Cap:** Red or Black plastic cap used on 1962-75 Alternators, covers hot wire.

Most cars used red caps while others had black. Check your car for proper color. Mandatory for detailed restorations.

**APC62R** Alternator End Cap (Red) 1961-77 all 7.50


**APC62B** Alternator End Cap (Black) 1961-77 all 7.50



### 1966-72 Alternator Bracket Set:

New Alternator Brackets for 1966-72 Cutlass/442 V8 models without A/C. Three piece set includes bottom cast bracket, top stamped steel bracket and top bracket brace.

**ABS667** Alternator Bracket Set 1966-72 129.00 set



**Remanufactured AC Delco Alternators:** AC Delco Alternator for 1969-72 with internal or external voltage regulator and rear case input. Alternator is 55 amp for cars without Air Conditioning.

Alternators carry a one year from date of purchase warranty.

**2110** Alternator 1969-71 w/ external regulator 139.00

**1264** Alternator 1970-72 w/ internal regulator 139.00



**1968-74 V8 Battery Cable Tubes:** Necessary part for all detailed restorations of Cutlass, 442, H/O models with V8 engines. Positive battery cable is routed through tube at rear of engine for heat protection. Made of brown heat resistant material and mounting bracket is included. Automatic transmission cars used 5 1/8" long tubes while manual transmission cars used 7 5/16" long tubes.

**BCT684** Battery Cable Tube & Bracket 1968-74 350 Standard Trans. 69.00

**BCT684A** Battery Cable Tube & Bracket 1968-74 400-455 Standard 69.00

**BCTA6874** Battery Cable Tube & Bracket 1968-74 Automatic Trans. 39.00

## WIRING HARNESES

**Wiring Harnesses:** Harnesses are sold in sections as they were originally by GM with all the correct color codes and connectors. Manufacturer is quality minded and has used GM blueprints and parts suppliers wherever possible. All wiring harness installations are recommended for professional technicians ONLY.

### Engine Main Wiring and Dash Rear Harnesses

<b>2982995</b>	1964 all	129.00	<b>6297005</b>	1968-69 W/Rally Pack & UHV Ignition	129.00
<b>2987081</b>	1965 all	129.00	<b>8903732</b>	1970 all with A.T.	129.00
<b>6289982</b>	1966 all exc. Rally Pack	129.00	<b>8903733</b>	1970 all with S.T.	129.00
<b>6290356</b>	1966 all with Rally Pack	129.00	<b>8904043</b>	1971 all with A.T.	129.00
<b>6290296</b>	1967 all exc. Rally Pack	136.00	<b>8907807</b>	1971 all with S.T.	129.00
<b>6290616</b>	1967 all with Rally Pack	136.00	<b>8908626</b>	1972 all with S.T.	159.00
<b>6299313</b>	1968-69 w/Rally Pack	123.00	<b>8908627</b>	1972 all with A.T.	159.00
<b>8906983</b>	1968 exc. Rally Pack	123.00			
<b>8906983</b>	1969 exc. Rally Pack	123.00			

NOTE: You will need to purchase the Engine Main Wiring & Dash Rear Harness plus the Front Light and Engine Harness if you wish to change all the wiring under the hood.

### Front Light and Engine Harnesses

<b>2982993</b>	1964 all	169.00	<b>6297860</b>	1969 exc A.C. with Internal alternator regulator	199.00
<b>2987083</b>	1965 all	169.00	<b>6299451</b>	1970 no A.C. or int. reg.	199.00
<b>6290530</b>	1966 all exc Rally Pack	169.00	<b>6299452</b>	1970 w/A.C., no int. reg.	199.00
<b>6290358</b>	1966 all w/Rally Pack	189.00	<b>6299453</b>	1970 int. reg., no A.C.	199.00
<b>6290297</b>	1967 all	169.00	<b>6299454</b>	1970 int. reg. with A.C.	199.00
<b>6295868</b>	1968 all w/o A.C.	199.00	<b>8904045</b>	1971 all exc int. reg.	199.00
<b>6295870</b>	1968 all with A.C.	199.00	<b>8904046</b>	1971 with internal reg.	199.00
<b>6297429</b>	1969 all w/o A.C., ext. reg.	199.00	<b>8908628</b>	1972 all	199.00
<b>6297430</b>	1969 all with A.C., ext. reg.	199.00			
<b>6297863</b>	1969 all with A.C. and internal regulator	199.00			



## Dash Harnesses

Some dash harness applications require customer to supply original fuse box and will require 2-3 weeks delivery.

**Harnesses marked with a \* need fuse boxes.**

<b>04335</b>	1964 all w/ auto trans.	465.00*	<b>13250</b>	1968 all Cutlass/442 with Rally Pak	535.00
<b>04330</b>	1964 all w/ manual trans.	465.00*	<b>12775</b>	1969 all Auto Trans, no Rally Pak	515.00
<b>05205</b>	1965 all Cutlass/442	465.00*	<b>13495</b>	1969 all Man Trans, no Rally Pak	515.00
<b>18300</b>	1966 Cutlass/442 w/ Rally Pak	515.00*	<b>12720</b>	1969 all Cutlass/442 with Rally Pak	535.00
<b>10645</b>	1966 Cutlass/442 no Rally Pak	465.00*	<b>15660</b>	1970 all Auto Trans, no Rally Pak	515.00
<b>10495</b>	1966 F85 w/ Rally Pak	515.00*	<b>13570</b>	1970 all Man Trans, no Rally Pak	515.00
<b>10640</b>	1966 F85 no Rally Pak	465.00*	<b>15665</b>	1970 all Cutlass/442 with Rally Pak	535.00
<b>10285</b>	1967 all Auto Trans, no Rally Pak	465.00*	<b>15820</b>	1971 all Auto Trans, no Rally Pak	515.00
<b>11615</b>	1967 all Man Trans, no Rally Pak	465.00*	<b>15815</b>	1971 all Man Trans, no Rally Pak	515.00
<b>11620</b>	1967 all Cutlass/442 with Rally Pak	515.00*	<b>15825</b>	1971 all Cutlass/442 with Rally Pak	535.00
<b>12760</b>	1968 all Auto Trans, no Rally Pak	515.00	<b>16700</b>	1972 all Auto Trans, no Rally Pak	515.00
<b>12755</b>	1968 all Man Trans, no Rally Pak	515.00	<b>16695</b>	1972 all Man Trans, no Rally Pak	515.00
			<b>16880</b>	1972 all Cutlass/442 with Rally Pak	535.00

## Console Harnesses & Console Extension Harnesses

The console harness is the wiring within the console. Extension Harness is the wiring from the instrument panel to the console.

### Console Extension Harness

<b>04455</b>	1964-65 Auto Trans	59.50
<b>04450</b>	1964-65 Manual Trans	59.50
<b>09435</b>	1966 Auto Trans	59.50
<b>09420</b>	1966 Manual Trans	59.50
<b>10490</b>	1967 Auto Trans	59.50
<b>12770</b>	1968 Auto Trans	63.00
<b>13420</b>	1969 Auto Trans	63.00
<b>15695</b>	1970 Auto Trans	59.50
<b>15995</b>	1971-72 Auto Trans	59.50

### Heater Control Harnesses

<b>18305</b>	1964-67 all except A/C	33.50
<b>12115</b>	1968-69 all except A/C	36.50
<b>18310</b>	1970-72 all except A/C	33.50

### Glove Box Light Wires

<b>06075</b>	1966 all Models	18.50
<b>11665</b>	1968-1969 all Models	26.50

### Clock Harnesses

<b>09970</b>	1966-67 all Models	18.50
<b>11090</b>	1968-72 all Models	18.50

### Cruise Control Harnesses

<b>05770</b>	1965 all with Cruise Control	53.00
<b>10055</b>	1966 all with Cruise Control	43.00
<b>11115</b>	1967 all with Cruise Control	43.00
<b>12270</b>	1968 all with Cruise Control	43.00
<b>13280</b>	1969 all with Cruise Control	56.00
<b>15610</b>	1970-71 all with Cruise Control	56.00
<b>16730</b>	1972 all with Cruise Control	56.00

### Console Harness

<b>04460</b>	1964-65 Auto Trans	56.50
<b>04465</b>	1964-65 Manual Trans	56.50
<b>09430</b>	1966 Auto Trans	56.50
<b>10485</b>	1967, 1968, 1969 Auto Trans	56.50
<b>15590</b>	1970 Auto and Manual Trans	56.50
<b>16000</b>	1971-72 Auto and Manual Trans	56.50

### Air Conditioning Harnesses

<b>06045</b>	1964 all with A/C	149.00
<b>09370</b>	1965 all with A/C	149.00
<b>09450</b>	1966 all with A/C	149.00
<b>10600</b>	1967 all with A/C	159.00
<b>12705</b>	1968 all with A/C	149.00
<b>13325</b>	1969 all with A/C	149.00
<b>18560</b>	1970 all with A/C	149.00
<b>15935</b>	1971 all with A/C	149.00
<b>16690</b>	1972 all with A/C	149.00

(requires 36203 harness, below)

<b>36203</b>	1972 Thermal Limiter Jumper Extension (used with 16690)	39.00
--------------	---	-------

### Rear Window Defroster Harnesses

<b>05245</b>	1964-65 all except conv.	53.00
<b>10690</b>	1966-67 all except conv.	53.00
<b>13295</b>	1968-69 all except conv.	53.00
<b>17175</b>	1970 all except conv.	53.00
<b>15950</b>	1971 from switch to relay	63.00
<b>15955</b>	1971 relay jumper (use with 15950 on A/C equipped cars only)	33.00
<b>16745</b>	1972 from switch to relay	67.50
<b>16750</b>	1972 relay jumper (use with 16745 on A/C equipped cars only)	33.00



### Courtesy Lights & Dome Light Harnesses

<b>06890</b>	1964 Holiday Coupe Courtesy Light with dual sail panel lights	43.00
<b>06885</b>	1964 F85 Coupe with Dome Lens mounted in center of roof	23.50
<b>06880</b>	1964 F85 4 Dr Sedan Dome Lens	23.50
<b>07580</b>	1965 Cutlass and F85 Coupes with center roof Dome Lens	23.50
<b>07575</b>	1965 F85 4 Dr Sedan Dome Lens	23.50
<b>04470</b>	1964-67 Courtesy Lights under dash	46.00
<b>07710</b>	1965-67 Cutlass Holiday Coupe with Courtesy Lights in Sail Panels	46.00
<b>12765</b>	1968 Courtesy Lights under dash	46.00
<b>13415</b>	1969 Courtesy Lights under dash	46.00
<b>15600</b>	1970-72 Courtesy Lights under dash	39.00

### 1968-72 Power Window Harnesses

Earlier year applications are available, please inquire.

<b>31135</b>	1968 Driver Side Power Window	169.00
<b>14165</b>	1968 Passenger Side Power Window	99.00
<b>14405</b>	1968 Quarter Side Windows (both sides) and Intermediate Body	129.00
<b>39470</b>	1969 all 2 Door Driver Side	219.00
<b>37817</b>	1969 all 2 Door Passenger Side	109.00
<b>14405</b>	1969 Quarter Side Windows (both sides) and Intermediate Body	129.00
<b>31140</b>	1970-71 Driver Side all 2 door	219.00
<b>39471</b>	1972 Driver Side all 2 door	219.00
<b>14470</b>	1970-72 Passenger Side all 2 door	119.00
<b>14505</b>	1970-72 Quarter Side Windows (both sides) all 2 door	139.00

### Power Accessory Lead Wires

<b>07700</b>	1965-67 Power Seat Feed Wire	16.50
<b>05195</b>	1967 Power Lead Wire Junction Block to Circuit Breaker	16.50
<b>12320</b>	1968 Power Lead Wire Junction Block to Circuit Breaker	16.50
<b>13275</b>	1969-71 Power Lead Wire Junction Block to Circuit Breaker	16.50

### Miscellaneous Harnesses

<b>10400</b>	Oil Sending Unit Jumper Wire	1966-67 all V8 with A/C	13.00
<b>10477</b>	Oil Sending Unit Jumper Wire	1971-72 all w/ Rally Pack Gauges	26.50
<b>11375</b>	Transistor Ignition Jumper Wire	1967 all	16.50
<b>13490</b>	Neutral Safety Switch Extension Harness	1969-72 all with Manual Trans	27.00
<b>38131</b>	Breakerless SE Ignition Conversion Kit	1962-74 all V8	
	Replaces stock points with an electronic SE Ignition Module		185.00
<b>05755</b>	1965-67 V8 Transmission Kick Down Control Wire	1965-67 all V8	26.50
<b>15615</b>	1970-72 Trunk Release Jumper Wire	1970-72 all Models	16.50
<b>10070</b>	1968 Underhood Light Extension Wire	1968 all Models	15.00
<b>13270</b>	1969 Underhood Light Extension Wire	1969 all Models	15.00
<b>15885</b>	1971 Wiper Harness	1971 models with Wiper Washer Demand	33.00

### Backup Light Extension Harnesses

<b>CH46187</b>	1964-66 4 Speed Manual Trans Backup Light Extension Harness	28.50
<b>04600</b>	1964-66 all Models Rear Body Harness to Backup Lights	28.50
<b>H11130</b>	1967-68 4 Speed Manual Trans Backup Light Extension Harness	28.50

### Rear Body Light Harnesses

<b>07195</b>	1964 Cutlass Convertible	169.00
<b>07190</b>	1964 Cutlass Holiday Coupe, F85 Sport Coupe & F85 4 Dr Sedan	169.00
<b>07740</b>	1965 all Convertibles	176.00
<b>07735</b>	1965 all Hardtops	169.00
<b>07435</b>	1966 all Convertibles	176.00
<b>07015</b>	1966 all Coupes	169.00
<b>14030</b>	1967 Cutlass and F85 Convertible	176.00
<b>13895</b>	1967 Cutlass and F85 Coupe	169.00
<b>13905</b>	1967 Supreme & 442 Convertible	176.00
<b>13900</b>	1967 Supreme & 442 Coupe	169.00
<b>14160</b>	1968 all Convertibles	176.00
<b>14155</b>	1968 all 2 door Coupe	169.00
<b>14360</b>	1969 Convertible Rear Body Intermediate Harness	113.00
<b>14355</b>	1969 Coupe Rear Body Intermediate Harness	99.00
<b>14365</b>	1969 Rear Panel Light Harness Coupe & Convertible	119.00
<b>18315</b>	1970-72 Convertible Rear Body Intermediate Harness	113.00
<b>14460</b>	1970-72 Coupe Rear Body Intermediate Harness	115.00
<b>14455</b>	1970-72 Rear Panel Light Harness Coupe & Convertible	123.00
<b>17185</b>	1972 Convertible Rear Body Intermediate Harness with seat belt warning	123.00
<b>17180</b>	1972 Coupe Rear Body Intermediate Harness with seat belt warning	109.00



**Fuel Tank Lead Wires**

<b>01040</b>	1968-72 all exc. Wagons	17.50
<b>11910</b>	1968-72 Wagons	23.00

**Power Convertible Top Harnesses**

<b>18395</b>	1964 Cutlass/442 Convertible	67.50
<b>05805</b>	1965 Cutlass/442 Convertible	67.50
<b>09425</b>	1966-67 Cutlass/442 Convertible	67.50
<b>15605</b>	1970-71 Cutlass/442 Convertible	67.50
<b>16735H</b>	1972 Cutlass/442 Convertible	67.50

**Ash Tray Lamp Harnesses**

<b>09375</b>	1966-67 all Cutlass/442	23.00
<b>12120</b>	1968 all Cutlass/442	23.00

**Cutlass/442 Interior/ Exterior Light Bulbs**

Bulbs used will vary so check your Chassis Service Manual for correct quantities and applications on bulb numbers. Application descriptions listed below are generalized and may change depending on year and model.

<b>89</b>	Courtesy Lamp Bulb	1973-77 all models	3.50 ea.
<b>90</b>	Courtesy Lamp Bulb	1961-69 all Coupes	3.50 ea.
<b>97</b>	Courtesy Lamp Bulb	1970-72 all Coupes	3.50 ea.
<b>97</b>	License Lamp Bulb	1965-77 all models	3.50 ea.
<b>161</b>	Dash Instrument Panel Bulb	1968-77 Seat Belt and Brake Light	2.50 ea.
<b>168</b>	Dash Instrument Panel Bulb	1968-77 all	2.50 ea.
<b>194</b>	Dash & Side Marker Lamp Bulb	1964-77 all Dash, 1968-69 Rear Side Markers, 1970-77 Front and Rear Side Markers, High Beam and Turn Signal Indicator	2.50 ea.
<b>194A</b>	Front Side Marker Bulb (amber bulb)	1968-69 all models	2.50 ea.
<b>211B</b>	Dome Lamp Bulb	1964-77 all Center Roof Dome Light	3.50 ea.
<b>212</b>	Dome Lamp Bulb	1973-77 all Side Roof Dome Light (2 per car)	3.50 ea.
<b>563</b>	Map Light Bulb	1968-72 all models	4.95 ea.
<b>631</b>	Trunk Lamp Bulb	1967-72 all models	4.50 ea.
<b>1156</b>	Back Up Lamp Bulb	1964-77 all models	3.50 ea.
<b>1157</b>	Park and Tail Lamp Bulb (clear bulb)	1961-66 Park Light, 1961-77 Tail Light	4.50 ea.
<b>1157NA</b>	Park and Turn Signal Bulb (amber bulb)	1967-77 all models	4.50 ea.
<b>1445</b>	Ash Tray, Heater Control and Console Bulb	1964-72 all models	3.50 ea.
<b>1816</b>	Shift Indicator and Clock Bulb	1966-77 most models	3.50 ea.
<b>1893</b>	Radio and Clock Bulb	1964-77 all radio, 1964-65 all clock	2.50 ea.
<b>1895</b>	Glove Box Lamp Bulb	1964-67 all models	3.50 ea.

**T3 Headlamps:** New T3 bulbs fit all 1961-71 Oldsmobiles. Made under license from General Motors and produced by an OEM manufacturer. These bulbs cannot be distinguished from the originals. Sold in pairs only, i.e. one low beam and one high beam.

<b>T3607</b>	T3 Headlamps	1961-67 all Models (1 high, 1 low)	93.50 pr.
<b>T36871</b>	T3 Headlamps	1968-71 all Models (1 high, 1 low)	93.50 pr.

**Instrument Cluster Light Sockets:** Light socket accepts wedge base bulbs and twists into hole on back of instrument cluster. Fits various applications from 1961-77. Two sizes available to fit 1/2" opening and 5/8" opening.

<b>67-9267</b>	Instrument Cluster Socket	5/8" Socket	3.50 ea.
<b>70-3388</b>	Instrument Cluster Socket	1/2" Socket	2.50 ea.

**Tachometer Harnesses**

<b>T10145</b>	1966 Cutlass/442 with Tach	29.50
<b>T13265</b>	1968-69 Cutlass/442 with Tach	29.50
<b>T15810</b>	1970-72 Cutlass/442 with Tach	46.50

**Interior Ground Wires**

<b>11070H</b>	1967-69 Instrument Cluster	13.50
<b>11125</b>	1967-71 Tape Player to Dash	13.50
<b>12255</b>	1968-69 Map Light	13.50

**Power Antenna Harnesses**

<b>06195</b>	1966-67 with Rear Power Antenna	36.50
<b>30700</b>	1968-69 with Rear Power Antenna	36.50

**Power Seat Harnesses**

<b>07600</b>	1965 4-way Bucket, driver's side	129.00
<b>07595</b>	1965-67 4-way power seat	129.00



# ELECTRICAL SWITCHES

**Headlight Switches:** Most A/C Delco switches are being discontinued. We substitute with Standard Ignition brand switches when A/C Delco are no longer available.

<b>DS155</b>	Headlight Switch (Standard Ignition)		
	1964-72 all Cutlass/442 models	49.50	
<b>D808</b>	Headlight Dimmer Switch (button in floor)		
	1964-75 all Cutlass/442 models	23.50	

**Ignition Switches:** New replacement Ignition switches are current A/C Delco when available, Standard Ignition is substituted when A/C Delco is no longer available.

<b>D1482A</b>	Ignition Switch	1966-67 all	53.50
<b>D1415B</b>	Ignition Switch	1968 all	43.50
<b>D1404B</b>	Ignition Switch	1969-77 without Tilt Wheel	36.50
<b>D1405B</b>	Ignition Switch	1969-77 with Tilt Wheel	36.50

**Back-up Light Switch and Harness:** Correct switch and connectors with sheathing on wires as original.

<b>1993661</b>	Back-up Light Switch and Harness		
	1964-68 all with 4 Speed Transmission	93.00	

**Neutral Safety Switch:** Correct switch and connectors for all 1964-66 models equipped with the Jetaway 2 speed automatic transmission.

<b>1993659</b>	Neutral Safety Switch	1964-66 Jetaway	29.50
----------------	-----------------------	-----------------	-------

**Neutral Safety/ Back-Up Light Switch:** 1993381 Mounts on the floor shifter in cars with auto trans with a console. Fits 1967-70 models except 1968 Hurst Olds and 1970 with Dual Gate. 9779665 is for 1968 Hurst Olds only, mounts on column.

<b>9779665</b>	Neutral Safety/ Back Up Switch	1968 Hurst Olds	89.50
<b>1993381</b>	Neutral Safety/ Back Up Switch	1967-70 with Auto Trans and Console	89.50
<b>1993456</b>	Neutral Safety/ Back Up Switch	1971-72 Auto Trans, on column	33.50

**1970 Dual Gate Neutral Safety Switch Mounting Bracket:** Metal bracket and two fastening screws used for attaching the Neutral Safety Switch on 1970 models equipped with the Dual Gate Shifter.

<b>NSB70</b>	Neutral Safety Switch Bracket	1970 Dual Gate only	19.50
--------------	-------------------------------	---------------------	-------

**1969-72 Standard Transmission Back Up Light Switch:** Fits all 1969-72 Cutlass and 442 models with standard transmission. Mounts on bottom of steering column.


<b>3943657</b>	Standard Transmission Back Up Switch	1969-72	43.00
----------------	--------------------------------------	---------	-------

**1968-72 Parking Brake Warning light Switch:** Small switch attaches to the parking brake lever and controls the parking brake warning light in the dash.

<b>9781678</b>	Park Brake Warning Light Switch	1968-72 all	19.50
----------------	---------------------------------	-------------	-------


**1964-77 Brake Stop Light Switch:** Switch threads into a bracket near the brake pedal arm and is activated when brake pedal is depressed.

<b>SLS66</b>	Brake Stoplight Switch	1964-77 all models	19.50
--------------	------------------------	--------------------	-------



**Turn Signal Switch:** 1965-77 Turn Signal Switches include wiring connections and pigtail. 1965-66 Cutlass models used two different type switches, check your original switch in car for proper application.

<b>D6220</b>	Turn Signal Circuit Switch (mounts on column)	63.00
	1964-66 all models	
<b>D6203</b>	Turn Signal Switch (stamped Guide)	59.00
	1965-66 without tilt wheel	
<b>D6200</b>	Turn Signal Switch (BPC metal housing switch)	87.50
	1965-66 without tilt wheel	
<b>D6211</b>	Turn Signal Switch (Delco white plastic)	56.00
	1967-68 all	
<b>D6208</b>	Turn Signal Switch	49.50
	1969-77 all	




D6220



D6203



D6200



D6211



D6208



TSC68




TSC68T

**Turn Signal Cancel Cams:** New Turn Signal Cancel Cams for 1968 Cutlass models and 1969-74 Cutlass models without tilt wheel.


<b>TSC68</b>	Turn Signal Cancel Cam	1968 w/o tilt	7.95
<b>TSC68T</b>	Turn Signal Cancel Cam	1968 with tilt	14.50
<b>TSC694</b>	Turn Signal Cancel Cam	1969-74 w/o tilt	7.95

**Windshield Wiper Switches:** New reproductions of windshield wiper switches for applications listed below.


<b>1993541</b>	1961 Cutlass w/ 1 speed	49.50
<b>1993568</b>	1962-63 Cutlass w/ 1 speed	47.00
<b>1993633</b>	1964-65 Cutlass w/ 1 speed	43.00
<b>1993372</b>	1967 Cutlass w/ 2 speed & washers	45.00
<b>1993416</b>	1968 Cutlass w/ recessed park	79.50
<b>1994069</b>	1969 Cutlass w/ recessed park	79.50
	(type with screw retained knob)	
<b>1994101</b>	1970-72 Cutlass w/ recessed park	49.50




1993568



1993372



1993633




1994101



1994069

**1970-72 A/C Fan Speed Switch:** New GM Air Conditioner Fan Speed Switch for all 1970-72 Cutlass/442 Models with A/C.

<b>395168</b>	Air Conditioner Fan Speed Switch	1970-72 all with A/C	33.50
---------------	----------------------------------	----------------------	-------



395168

**Door Jamb Light Switches:** Small switches install into door jamb to control interior courtesy lights when doors are opened.

<b>D6010</b>	Door Jamb Light Switch	1964-67 all	13.50 ea.
<b>D9159</b>	Door Jamb Light Switch	1968 left side, 1st type	23.50
<b>D6971</b>	Door Jamb Light Switch	1968 left side, 2nd type	23.50 ea.
		1969-71 all	
<b>D7277</b>	Door Jamb Light Switch	1972 all, 73-77 left side	16.50 ea.



D6010



D9159



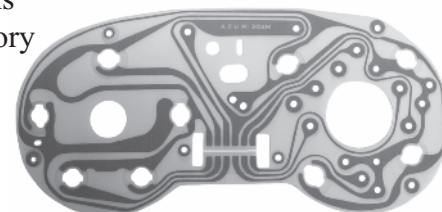
D6971



D7277

**1966-67 Rally Pack Dash Printed Circuit:** Mylar sheet with copper connections replaces original worn circuit board. For 1966-67 models equipped with the factory rally pack gauges.

<b>RPCB667</b>	Rally Pack Printed Circuit	1966-67 w/ rally pack	99.00
----------------	----------------------------	-----------------------	-------



**1970-72 Cutlass/442 Exhaust Emission Distributor Vacuum Solenoid:**

Fits all 1970 350 & 455 engines, and 1971-72 350 Standard Transmission exc. A/C or Heavy Duty Cooling. Includes mounting bracket that attaches to the carburetor stud on intake. Solenoid has two flat style prongs and three port vacuum outlets.

**DVS702** Distributor Vacuum Solenoid 1970-72 350 & 455 113.50



**1970-72 Manual Transmission TCS Switch:** Mounts to the transmission cover and advances timing when shifting into 4th gear. Used on all Muncie M20/ M21/ M22 & Borg Warner T10 Manual Transmissions.

**TCS702** Manual Transmission TCS Switch 1970-72 all Man. Trans. 45.00

**Voltage Regulators:** New A/C Delco Regulators for 1962-76 All.

**D632** Voltage Regulator 1962-63 all with alternator 69.50

**D663** Voltage Regulator 1964-72 all with external regulator 123.00



D663



R203

**1961-67 Horn Relay:** Mounts on driver side inner fender and also functions as the battery cable junction.

**R203** Horn Relay 1961-67 all Cutlass/442 75.00


**1968-72 Horn Relay:** Mounts on driver side inner fender, fits all 1968 & 1969-72 Cutlass/ H/O and 442 models.

**HR680** Horn Relay 1968 all models 69.50

**HR692** Horn Relay 1969-72 all models 69.50




HR680




HR692

**Horn Relay Cover:** Black plastic cap attaches to stud on relay on all 1969-77 Cutlass.

**RC682** Horn Relay Cap Cover 1969-77 all 3.75



Fusick




PWR672

**1967-72 Power Window Relay:** Fits all 1967-72 Cutlass/442 models with power windows.

**PWR672** Power Window Relay 1967-72 all models 49.50

**Power Seat Relay:** For 4 or 6 way power seats, fits the following applications: 1965 models with 4 or 6 way except for bucket seats, 1966-67 Supreme-442, 1966-72 F85 4 Door Bench Seat, 1968-72 F85 4 way Buckets, 1973-75 F85 6 way Bench, 1973 F85 6 way Buckets.

**5717528** Power Seat Relay 1965-75 above models 59.95



5717528

**40 Amp Circuit Breaker:** Power Window and Power Seat Control Circuit Breaker for all 1962-71 models.

**4849847** Power Options Circuit Breaker 1962-71 all 29.50



4849847



15591103

**Oil Pressure Switch and Sending Unit Elbow:**

**PS12** Oil Pressure Sending Unit 1964-77 all without dash gauges 19.50

**15591103** Oil Pressure Sending Unit 1967-77 all with dash gauges 65.00

**OSE674** Oil Pressure Sending Unit Elbow 1967-74 all with dash gauges 23.50




G1852

**Temperature Sending Unit:**

**G1852** Temperature Sending Unit 1966-74 all with dash gauges 33.50

**D1891** Temperature Sending Unit 1961-74 all without dash gauges 26.50



D1891

## BEARINGS AND SEALS

### Front Wheel Bearings and Seals:

<b>S6</b>	Front Wheel Inner Bearing	1961-77 all	29.50 ea.
<b>S2</b>	Front Wheel Outer Bearing	1961-77 all	29.50 ea.
<b>17815</b>	Front Wheel Grease Seal	1961-68 all	23.50 ea.
<b>17187</b>	Front Wheel Grease Seal	1969-72 all	19.50 ea.
<b>19753</b>	Front Wheel Grease Seal	1973-77 all	19.50 ea.
<b>DC6853</b>	Front Wheel Grease Cap	1961-72 all	14.50 ea.



### Rear Axle Bearings and Seals:

<b>88107</b>	Axle Bearing	1961-63 all Cutlass/F85	39.50 ea.
<b>RW507CR</b>	Axle Bearing	1964-69 all exc Wagon and C Axle	43.50 ea.
<b>S9</b>	Axle Bearing	1970-77 all	57.50 ea.
<b>13492</b>	Axle Oil Seal	1964-69 all exc C Axle	26.50 ea.
<b>16735</b>	Axle Oil Seal	1970-77 all models	18.50 ea.



## DIFFERENTIAL SEALS AND RELATED PARTS

**Differential Pinion Shaft Seal:** Seal installs into front of differential where the driveshaft inserts.

<b>46476</b>	Differential Pinion Seal	1966-77 O & P axles	16.50
--------------	--------------------------	---------------------	-------

**1966-72 Differential Housing Gaskets:** New differential housing gaskets for all 1966-70 12 bolt rear ends and 1971-72 10 bolt rear ends,

<b>RDS55008</b>	Differential Housing Gasket	1966-70 12 Bolt	14.50
<b>RDS55028</b>	Differential Housing Gasket	1971-72 10 Bolt	14.50




## POWER STEERING GEAR BOX AND PUMP REBUILD KITS

Kits include all gaskets, o-rings and seals to properly re-build your Saginaw power steering pump and gear box.

<b>5688020</b>	Power Steering Pump Shaft Seal	1961-63 all	15.50
<b>5688065</b>	Power Steering Pump Kit	1965-67 all	59.50
<b>5688044</b>	Power Steering Pump Kit	1968-77 all	59.50
<b>7475</b>	Power Steering Pump Shaft Seal	1964-77 all	28.00
<b>5687179</b>	Power Steering Gear Box Kit	1961-77 all	119.00
<b>SS47592</b>	Pitman Shaft Oil Seal	1964-77 all	16.50

5688065



5687179



### Power Steering Hoses:

Correct reproduction Power Steering Hose Kits include the pressure hose with steel fittings and the proper length return hose with clamps and fittings.

<b>PSH657</b>	Power Steering Hoses	1965-67 all V8	59.50 kit
<b>PSH689</b>	Power Steering Hoses	1968-69 all V8	59.50 kit
<b>PSH70</b>	Power Steering Hoses	1970 all V8	76.50 kit
<b>PSH712</b>	Power Steering Hoses	1971-72 all V8	76.50 kit
<b>PSH737</b>	Power Steering Hoses	1973-76 all V8	63.50 kit
		1977 Oldsmobile V8	



**Power Steering Reservoir Cap:** New replacement cap for all 1968-78 models.

<b>PSC820</b>	Power Steering Reservoir Cap	1968-78	11.50
---------------	------------------------------	---------	-------

## POWER STEERING - AIR CONDITIONING - ALTERNATOR BELTS

New belts have the correct GM part numbers and letter codes (where applicable) stamped on belts.

<b>390525</b>	Alternator Belt	1965 400 H.D. cooling, 1966-67 400 no A/C (GM 390525 code LU)	29.50
<b>587257</b>	Power Steering Belt	1965-67 400 no A/C (GM 587257 code LM)	29.50
<b>395887</b>	Alternator Belt	1967 400 with A/C (GM 395887 code ME)	29.50
<b>386066</b>	Power Steering Belt	1965-67 400 with A/C (GM 386066 code LL)	29.50
<b>382645</b>	A/C Compressor Belt	1965-67 400 engine (GM 382645 code LD)	29.50
<b>401475</b>	A/C Compressor Belt	1968-70 400-455 engines (GM 401475 code MZ)	29.50
<b>399628</b>	Alternator Belt	1968-70 400-455 with A/C or H.D. cooling (GM 399628 code MV)	29.50
<b>399595</b>	Power Steering Belt	1968-70 400-455 with A/C or H.D. cooling (GM 399595 code MN)	29.50
<b>399598</b>	Alternator Belt	1968-69 400-455 no A/C (GM 399598 code MQ)	29.50
<b>399594</b>	Power Steering Belt	1968-72 400-455 no A/C (GM 399594 code MM)	29.50
<b>405599</b>	A/C Compressor Belt	1971 455 engine (GM 405599 code LK)	29.50
<b>406082</b>	Alternator Belt	1971-72 455 with A/C (GM 406082 code LX)	29.50
<b>405598</b>	Power Steering Belt	1971 all V8 engines with A/C (GM 405598 code LA)	29.50
<b>411235</b>	Power Steering Belt	1972 all V8 engines with A/C (GM 411235 code LQ)	29.50

## ENGINE PULLEYS

**Power Steering Pulley:** Single groove pulley replaces GM # 399403. Fits 1968-75 all V8s with power steering except A/C or H.D. cooling, and all 1972 W30 models.

<b>PSP03</b>	Power Steering Pulley	1968-75 Cutlass/442	69.00
--------------	-----------------------	---------------------	-------

**Crankshaft Pulley:** Two groove pulley replaces GM # 405459. Fits 1970-77 all V8s except A/C or H.D. cooling, and all 1972 W30 models.

<b>CSP59</b>	Crankshaft Pulley	1970-77 Cutlass/442	74.50
--------------	-------------------	---------------------	-------

**Crankshaft Pulley:** Three groove pulley for all 1968-71 Cutlass/442 models with Air Conditioning. 7 1/2" diameter, replaces GM part # 399405.

<b>CSP05</b>	Crankshaft Pulley	1968-71 with A/C	73.00
--------------	-------------------	------------------	-------

**Water Pump Pulley:** Two groove pulley replaces GM # 399401. Fits 1968-69 Cutlass /442 with 350-400 or 455 V8 engine exc. A/C, H.D. cooling or OAI. Pulley has 399401KE stamping.

<b>WPP68</b>	Water Pump Pulley	1968-69 Cutlass/442	69.00
--------------	-------------------	---------------------	-------

**Water Pump Pulley:** Three groove pulley replaces GM # 409807. Used on 1972 all Cutlass /442 with 350-400 or 455 V8 engine with Air Conditioning. Pulley is 5 3/4" diameter.

<b>WPP07</b>	Water Pump Pulley	1972 Cutlass/442 with A/C	63.00
--------------	-------------------	---------------------------	-------

**Water Pump Pulley:** Two groove pulley replaces GM # 405461. Fits 1970 F85 & Cutlass w/ H.D. cooling, 1970 442 w/ OAI exc A/C, 1971 Cutlass & 442 with OAI, 1972 all with OAI, 1973-77 Cutlass exc A/C or H.D. cooling.

<b>WPP61</b>	Water Pump Pulley	1970-77 Cutlass/442	69.00
--------------	-------------------	---------------------	-------



PSP03



CSP59



CSP05



WPP68




WPP07



WPP61

**WATER PUMP REBUILDING SERVICE:** New replacement water pumps have been increasingly difficult to obtain, and are quickly being discontinued. We can now offer rebuilding service for all 1961-75 Oldsmobile water pumps. All rebuilt water pumps carry a 1 year warranty. Most applications will require original cores sent in advance, please contact us for availability. Original GM water pumps with the correct casting numbers are used when available.

<b>W595A</b>	Rebuilt Water Pump 1961-63 215 V8	149.00
	<b>W595A requires 100.00 core charge</b>	
<b>58-291</b>	Rebuilt Water Pump 1964 Cutlass/442 with 330 V8	149.00
	<b>58-291 requires 100.00 core charge</b>	
<b>W655GM</b>	Rebuilt, Correct Number GM Water Pump 1965-75 all	195.00
	<b>W655GM requires 250.00 core charge</b>	
<b>W655R</b>	Rebuilt Replacement Water Pump 1965-75 all	139.00
	<b>W655R requires 150.00 core charge</b>	



### THERMOSTATS, HOUSING AND RADIATOR CAPS

**1964-77 330-350-400-455 V-8 Thermostat Housing:** New thermostat housing replaces cracked or broken housing. The 392099 is a correct reproduction for 1964-67 including 66 Tri-Power, but will work fine for other years. RC27 Radiator Cap now in stock for all 1971-77 Coolant Recovery Systems.

<b>392099</b>	Thermostat Housing for formed by-pass hose	1964-76 all V8	38.50
<b>300-160</b>	160 Degree Thermostat	1964-77 all	12.50
<b>300-180</b>	180 Degree Thermostat	1964-77 all	12.50
<b>300-195</b>	195 Degree Thermostat	1964-77 all	12.50
<b>TG498</b>	Thermostat Housing Gasket	1961-64 all	4.50
<b>TG677</b>	Thermostat Housing Gasket	1965-77 all	4.50
<b>RC15R</b>	AC Radiator Cap 1961-73 All without Coolant Recovery System	33.50	
<b>RC27</b>	AC Radiator Cap 1971-77 all with Coolant Recovery System	33.50	



**1966-77 Cutlass/ 442 Upper Radiator Hose To Radiator Shroud Plastic Clamp:** Molded plastic clamp attaches to the radiator shroud support directing the hose a safe distance from fan blade.

<b>HC19</b>	Upper Radiator Hose Clamp	1966-67 all models	7.50
<b>HC20</b>	Upper Radiator Hose Clamp	1968-77 all models	7.50



**Heater Hose Insulator:** Used to cushion the heater hose against the alternator bracket. Fits 1968-77 All Models & uses one per car.

<b>HHI68</b>	Hose Insulator	1968-77 all models	7.50
--------------	----------------	--------------------	------

**1965-75 A/C Compressor Brackets:** Applies to all 1965-75 V8 models equipped with Air Conditioning.

<b>CB655F</b>	Front A/C Compressor Bracket	1965-75 V8	39.00
<b>CB655R</b>	Rear A/C Compressor Bracket	1965-75 V8	33.00



**1971-72 Cutlass-442-Hurst/Olds Radiator Overflow Package:** Rare option that has become more desirable over the years. Originally offered only on 1971-72 all Cutlass-442-Hurst/Olds. Assembly can be used on 1968-70 cars as well. Package includes reservoir, retainer with hose mounting bracket, and correct radiator cap. Supplied by an outside vendor source.

<b>OVB682</b>	Overflow Bottle	1971-72 all Cutlass-442-Hurst/Olds	199.00
---------------	-----------------	------------------------------------	--------



## 1962-77 F 85-CUTLASS-442-H/O MOLDED HEATER AND RADIATOR HOSES:

Hoses are molded in the correct shapes and are stamped by us with the correct GM part numbers and markings.

<b>587981</b>	Radiator Hose (lower)	1962 Jetfire, 1963 all F85	31.00
<b>380823</b>	Radiator Hose (lower)	1964 all V8	35.50
<b>389066</b>	Radiator Hose (lower)	1965 all V8	32.00
<b>390923</b>	Radiator Hose (lower)	1966-69 all	32.00
<b>405031</b>	Radiator Hose (lower)	1970 all	32.00
<b>406382</b>	Radiator Hose (lower)	1971-72 all	32.00
<b>415451</b>	Radiator Hose (lower)	1973-74 all	32.00
<b>551137</b>	Radiator Hose (lower)	1975-77 all	32.00
<b>585964</b>	Radiator Hose (upper)	1962-63 Jetfire, 1963 F85 w/ A/C	54.50
<b>385972</b>	Radiator Hose (upper)	1964-65 all V8 exc A/C	37.50
<b>384188</b>	Radiator Hose (upper)	1964-65 all V8 with A/C	38.50
<b>393664</b>	Radiator Hose (upper)	1966 tri carb only	35.50
<b>390921</b>	Radiator Hose (upper)	1966-67 exc. tri carb	31.00
<b>402153</b>	Radiator Hose (upper)	1968-72 all	31.00
<b>410668</b>	Radiator Hose (upper)	1973-77 all	32.00







**Molded Heater Hoses:** Correct shape molded hoses with 5 rib design and original GM part number where applicable. HH702I, 409042, and HH702IAC did not have printed part numbers. The hoses listed below are made exclusively from our tooling. \*Includes Heater Hose Insulator.

<b>389432</b>	Molded Heater Hose (valve to heater)	1965 442	29.50
<b>387679</b>	Molded Heater Hose (valve to heater)	1965-67 w/AC exc 442	29.50
<b>*385011</b>	Molded Heater Hose (water pump to heater)	1964-67 all	33.00
<b>*393162</b>	Molded Heater Hose (water pump to heater)	1968 all except AC	33.00
<b>*404249</b>	Molded Heater Hose (water pump to heater)	1969 w/A/C	33.00
<b>*HH702I</b>	Straight Heater Hose (water pump to heater)	1969-72 exc A/C	22.50
<b>*HH702IAC</b>	Straight Heater Hose (water pump to heater)	1970-72 w/A/C, 1973-77 all	24.00
<b>383039</b>	Molded Heater Hose (block reducer to heater)	1964-67 exc AC or 442	29.50
<b>393530</b>	Molded Heater Hose (block reducer to heater)	1966-67 442	29.50
<b>400548</b>	Molded Heater Hose (block reducer to heater)	1968-72 350 exc AC	29.50
<b>400888</b>	Molded Heater Hose (block reducer to heater)	1968-69 442 exc A/C, 1970-72 all exc. A/C	29.50
<b>413173</b>	Molded heater Hose (heater to block)	1973-75 all, 1976-77 All exc. A/C	29.50
<b>393733</b>	Molded Bypass Hose	1966 Tri Power Only	43.00
<b>393508</b>	Molded Bypass Hose	1964-72 all with formed bypass hose	17.50
<b>409042</b>	Straight Bypass Hose	1964-77 all with straight bypass hose	7.50



**RADIATOR AND HEATER HOSE CLAMPS:** We have a complete line of original hose clamps for 1961-77.

	<b>HC58</b> Tension Spring Hose Clamp 5/8" 1961-70 Heater Hoses	1.50 ea.
	<b>HC59</b> Tension Spring Hose Clamp 3/4" 1961-70 Heater Hoses	1.50 ea.
<b>1961-70, 1973-77 Double Wire Hose Clamp Applications:</b>		
	<b>HC100</b> Double Wire Clamp on thermostat By-Pass Hose	4.00 ea.
	<b>HC128</b> Double Wire Clamp on Upper Radiator Hoses	5.00 ea.
	<b>HC202</b> Double Wire Clamp on Lower Hose at Radiator end	5.00
	<b>HC212</b> Double Wire Clamp on Lower Hose at Water Pump	5.00
<b>1971-72 Wittek Post Type Hose Clamp Applications:</b>		
	<b>HC55</b> Post Clamp for Heater and Thermostat By-Pass Hoses	3.50 ea.
	<b>HC62</b> Post Clamp for Radiator Hoses except Lower Hose at Water Pump. (i.e. 3 per car)	3.50 ea.
	<b>HC78</b> Post Clamp for Lower Radiator Hose at Water Pump	4.00
<b>1961-77 Complete Hose Clamp Kits:</b>		
	<b>HCK640</b> Hose Clamp Kit (10 pcs) 1961-77 all except 1971-72	35.00
	<b>HCK712</b> Hose Clamp Kit (10 pcs) 1971-72 Cutlass/442	32.00

**Heater Blower Motors:** New Heater Fan Blower Motors for 1964-77 Cutlass-442-H/O.

**8971** Heater Blower Motor 1964-77 all Cutlass-442-H/O 49.50

**1964-70 Heater Blower Resistor:** For all 1964-70 models without Air Conditioning. Circuit board with coil wires attaches to inside of heater box. Four wire terminals on backside.

**R640** Heater Blower Resistor 1964-70 all 33.50

**1964-74 Heater Hose Fittings:** Metal fitting threads into the back of intake manifold to accept the heater hose for cars without A/C.

**HHF640** Heater Hose Fitting 1964-70 V8 no A/C 23.00

**HHF714** Heater Hose Fitting 1971-74 V8 no A/C 23.00

**1968-72 Heater Hose Clamp:** Attaches to top bolt of A/C Compressor Bracket and retains heater hose that runs from water pump to heater. Used on all cars equipped with A/C.

**HHC682AC** Heater Hose Clamp 1968-72 all A/C 17.50

**A/C Evaporator Drain Hose:** Attaches to bottom drain of A/C Evaporator on all 1964-72 models with factory Air Conditioning. Spring ring clamp is included.

**EDH592** A/C Evaporator Drain Tube 1964-72 all w/ A/C 14.50

**1961-63 F85 Heater Control Valve Rebuild Service:** We can now offer a rebuilding service on the Harrison Heater Control Valves on 1961-63 F85 models. Requires original core be sent in advance for rebuild service, we do not have units ready to ship at this time.

**3152082** Heater Control Valve Rebuilding Service 1961-63 F85 119.00

**Air Conditioning Hoses:** New AC Hoses available for 1967-72 models equipped with factory Air Conditioning.

**ACH205** A/C Discharge Hose and Muffler 1967-72 all w/ AC 169.00  
from Condensor to Compressor

**ACH551** A/C Compressor to POA Valve Hose 1967-72 all w/ AC 119.00

**ACH552** A/C Drier to Throttle Valve Hose 1967-72 all w/ AC 99.00

**402455** A/C Muffler Foam Insulator 1967-72 all w/ AC 39.50



3152082

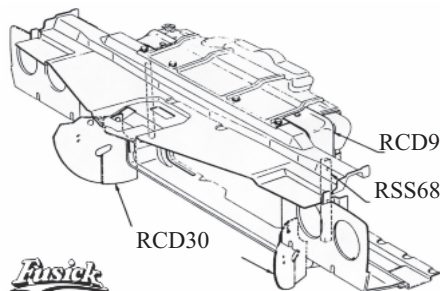


402455



**Radiator Shroud Seals:** Made from same material as A-Frame Seals. Cars with air conditioning will require trimming for coolant lines. Universal push in type fasteners or staples included with seals as required. Correct olive green metal fasteners are available separately below.

<b>RCD7</b>	Radiator Shroud Seal	1964-65 all Models	21.00 pr.
<b>RCD8</b>	Radiator Shroud Seal	1966-67 all Models	23.00 pr.
<b>RCD9</b>	Radiator Shroud Seal (3 1/16" x 10 3/4")	1968-72 exc A/C	13.50 pr.
<b>RCD9A</b>	Radiator Shroud Seal (4 5/8" x 9 5/8")	1968-72 with A/C	13.50 pr.
<b>RSS68</b>	Radiator Side Seal (cut to fit)	1968-72 all Models	17.00 pr.
<b>RCD10</b>	Radiator to Bumper Lower Seal	1968-72 all Models	23.50
<b>RCD30</b>	Radiator to Side Baffle Seal	1971-72 442 Models only	17.50 pr.



**Original Style Push in Fasteners:** These clips are the olive green metal push in fasteners used on cowl lacing, A-frame seals and radiator seals on 1961-70 Cutlass models.

**3774** Original Style Fasteners 1961-70 All Cutlass Models 1.50 ea.

**1968-72 Radiator Shroud and Radiator Insulators:** We are now the exclusive manufacturers of 1968 and 1969-70 Radiator Shrouds as well as the 1971-72 models. All Radiator Shrouds are manufactured by us to correct specifications using original NOS shrouds for samples. 1968 used a shroud designed for that model year only, in the past you could use the 1969-70 shrouds, but now you can have the correct design for your 1968. Rubber Insulators are used between the radiator support and radiator for all 1966-72 All Models.



<b>398248</b>	Radiator Shroud	1968 all	169.00
<b>402995</b>	Radiator Shroud	1969-70 all	130.00
<b>407867</b>	Radiator Shroud	1971-72 all	130.00

**\*Shipping Surcharge of \$25.00 shipped to a U.S. address.**



<b>RI2021</b>	Insulators 1966-70 all (set of four, 2 long, 6", 2 short, 5 1/2")	23.00 set
<b>RI2020</b>	Insulators 1966-70 all (set of four long, 6")	23.00 set
<b>RI17</b>	Insulators 1971-72 all (set of four, 4 3/8")	23.00 set
<b>RI682</b>	Molded Insulators, 1968-72 all	11.50 pr.



**1969-72 4 Core Radiator Top Plates:** New Radiator Top Plates for all 1969-72 Cutlass/442 with 4-Core Radiators. Includes rubber radiator insulators for the top plate. Very nice reproduction. Replaces rusted, distorted, or damaged originals.

<b>RTP692</b>	Radiator Top Plate	1969-72 4 core	135.00
---------------	--------------------	----------------	--------


**Lower 4 Core Radiator Brackets and Insulators:** Used at the bottom of radiator and spot welded to the core support. Necessary item for converting to a 4 core radiator. Sold as a four piece set with rubber insulators included.

<b>LSS682</b>	Lower Radiator Brackets/Insulators	1968-72 4 core	29.50 set
---------------	------------------------------------	----------------	-----------



**Radiator Overflow Hose and Clip:** Cars that were not equipped with the optional overflow jar use a rubber drain hose that attaches to the tube at the radiator neck. Hose is held to the side of the radiator with a special metal clip.

<b>ROH617</b>	Radiator Overflow Hose (36" length)	1961-77 all	8.50
<b>ROHC687</b>	Radiator Overflow Hose Clip to Radiator	1968-77 all	12.50



**1968-72 Firewall Wiring Harness Clip:** Attaches to firewall above master cylinder and keeps the wiring harness against the firewall. Rubber coated metal clip.

<b>FWC682</b>	Firewall Wiring Harness Clip	1968-72 all	10.00
---------------	------------------------------	-------------	-------



**1964-72 Alternator Wiring/Trunk Wiring Clip:** Small metal clip attaches to the alternator bracket to retain the wire harness. Clip is also used in the trunk area to retain the wiring harness where rear light harness connects to intermediate harness.

<b>AWC682</b>	Alternator/Trunk Wiring Clip	1964-72 all	12.00
---------------	------------------------------	-------------	-------




**FWC682**

**AWC682**

**1964-72 Heater Box Seal Kit:** Foam gasket seal kit for 1964-72 models without Air Conditioning. Contains seal for Heater Core to Heater Core Box, Seal for Inner Door, Seal for Flap Door next to Heater Core, Seal for Heater Core Tubes to Firewall and Seal for the Defroster Directional Flap.

<b>HBG642</b>	Heater Box Seal Kit	1964-72 all without A/C	16.50 kit
---------------	---------------------	-------------------------	-----------



# CLUTCH RODS, BOOTS AND CLUTCH 'Z' BARS



**Clutch Operating Rods:** New clutch rods for 1968-77 Cutlass/442. Rods attach through firewall boot from clutch pedal to 'Z' bar on standard transmission cars.

1968-72 bars are silver and 1973-77 bar is black.

**CRR682** Clutch Rod 1968-72 Cutlass/442 33.50

**CRR737** Clutch Rod 1973-77 Cutlass/442 33.50



## Clutch Release Fork Boot:

Rubber boot seals where clutch fork goes through bell housing on transmission. 1964-78 All with standard transmission.

**CFB64** Clutch Fork Boot 17.50

## Clutch Return Spring Kit:

Used on all 1968-72 Cutlass and 442 models with four speed transmission. Includes Spring, Bolt, Bracket and Retaining Clip.



**CRS682** Clutch Return Spring Kit

1968-72 4 Speed

29.00 kit



## 1964-67 Firewall Clutch Rod Boot:

Rubber bellows style boot seals firewall where clutch rod passes through. 1964-67 all models with standard transmission. Retaining ring sold separately below.

**FCB647** Firewall Clutch Boot 19.50

## 1964-67 Firewall Boot Retaining

**Ring:** Metal ring holds the firewall clutch rod boot in place. Correct shape with three screw holes. 1964-67 all with standard transmission.

**CBR647** Clutch Boot Retaining Ring 18.50



**1964-72 Standard Transmission Clutch Fork:** New replacement Clutch Fork for all 1964-72 Standard Transmissions. Inside pictured to show clip detail.

**CF6472** Clutch Fork 1964-72 all S.T. 76.50



**Clutch 'Z' Bars:** New reproductions of 1966-77 standard transmission Clutch 'Z' Bars. Painted flat black. Order bushings (CSB349) separately.

**CZB667** 'Z' Bar 1966-67 Cutlass/442 85.00

**CZB689** 'Z' Bar 1968-69 Cutlass/442 85.00

**CZB702** 'Z' Bar 1970-72 Cutlass/442 85.00

**CZB737** 'Z' Bar 1973-77 Cutlass/442 85.00

## 1964-77 Standard Transmission

### Clutch Shaft ('Z' Bar) Nylon

**Bushings:** Eliminates clutch pedal play and unwanted vibrations on all 1964-77 Standard Transmission equipped cars.

Uses 1 pair per car.

**CSB349** Bushings 1964-77 standard trans 7.50 pr.



### Clutch Rod End Bushings:

Plastic bushing used on both ends of Clutch Rod.

**ZBB672** Clutch Rod Bushings

1970-72 2.50 ea.



## 1968-72 Firewall Clutch Rod Boot:

Rubber bellows style boot seals firewall where clutch rod passes through. Used on 1968-72 all with standard transmission. Retaining ring sold separately.

**FCB682** Firewall Clutch Boot 18.50

## 1968-72 Firewall Boot Retaining Ring:


Metal ring that holds the firewall clutch rod boot in place. Correct triangle shape with three screw holes. 1968-72 all with standard transmission.

**CBR682** Clutch Boot Retaining Ring 16.50




**1969-72 4 Speed Shifter Rod Kit:** Replacement shifter rod kits includes three rods with end connections, bushings, washers, levers and cotter pins. For all 1969-72 4 Speeds.

**SS692R** Shifter Rod Set 1969-72 4 Speed 189.00 set



**1966-74 Standard Transmission Flywheel Inspection Cover:** New stamped steel Flywheel Inspection Cover available for all 1966-74 models equipped with standard transmission. Replaces bent or damaged covers perfectly.

**IC657** Standard Transmission Flywheel Inspection Cover 1966-74 S.T. 39.00



**TH400 Transmission Dipstick and Tube:** New reproduction of the dipstick and tube used on all 1967-77 TH400 automatic transmissions.

**TDS677** TH400 Transmission Dipstick and Tube 1964-77 39.50



**Transmission Kickdown Switch:** New TH400 Transmission Kickdown switch is located at the accelerator pedal on 1969-80 models.

**TKS690** Trans. Kickdown Switch 1969-80 TH400 Trans 39.00



**1969-77 TH400 Transmission Kickdown Solenoid:** Transmission Kickdown Solenoid is located on transmission.

**TKS698** Trans. Kickdown Solenoid 1969-80 TH400 Trans 33.00

**1969-72 Transmission Kickdown Cable:**

New reproduction of Transmission Kickdown Cable for 1969-72 Cutlass/442 with Turbo 350 Transmissions. Cable measures 40 1/2" end to end and sheathing measures 36 3/4". Correct plastic ends and cable connectors.

**TKC682** Transmission Kickdown Cable 1969-72 with Turbo 350 trans 63.00

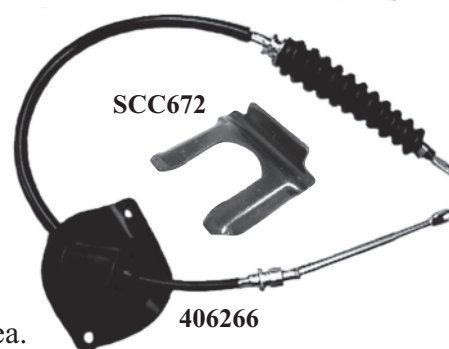


**1970-72 Transmission Shift Cables:** Complete Shift Cable Assemblies include correct metal connector ends and rubber boots. Cables travel from shift lever to the transmission. Shift Cables fit 1970-72 Automatic Transmission cars with console (27 1/2" overall length) and a separate cable fits 1970-72 Automatics with Dual Gate shifter (32" overall length).

**407409** Shift Cable Assembly 1970-72 Auto w/console 89.50

**406266** Shift Cable Assembly 1970-72 Dual Gate 74.50

**SCC672** Shift Cable Retaining Clip 1967-72 Auto w/console 3.00 ea.



**Transmission Seals and Clutch Bearings:**

**46176** Front Transmission Seal 1962-77 all 4 speed 16.50

**46328SF** Rear Transmission Seal 1962-70 4 speed Muncie 11.50

**46433** Rear Transmission Seal 1971-74 4 speed Muncie 11.50

**7109** Clutch Pilot Bearing 1965-75 all 8 Cylinder 34.50

**47396** Front Transmission Seal 1964-77 all Auto Trans 14.50

**46433** Rear Transmission Seal 1965-77 TH400 Trans 11.50

**46328SF** Rear Transmission Seal 1964 Jetaway, 11.50

1965-75 TH350-375 Trans

**SEL-3179L** Trans Selector Shaft Seal 1964-77 all Auto Trans 6.00



**Transmission Filters and Pan Gaskets:** Transmission filter kits include a new filter, filter gasket and a new transmission pan gasket.

**TG18621** Transmission Pan Gasket 1965-80 TH400 Trans 16.50

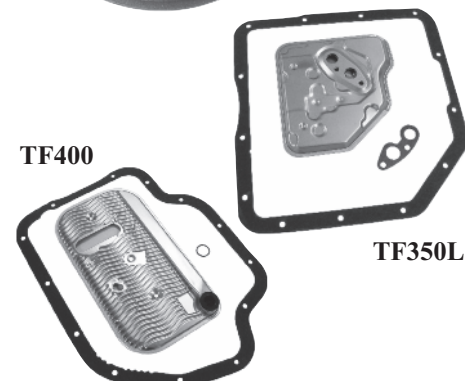
**TF400E** Transmission Filter Kit 1965-67 TH400 Trans 34.50

**TF400** Transmission Filter Kit 1968-80 TH400 Trans 23.50

**TG18633** Transmission Pan Gasket 1969-80 TH350 Trans 16.50

**TF350** Transmission Filter Kit 1969-74 TH350 Trans 23.50

**TF350L** Transmission Filter Kit 1975-80 TH350 Trans 23.50



### 1969-72 Automatic Shift Cable Lever

**Bracket:** Used on transmission selector shaft on all 1969-72 Cutlass models with Automatic Transmission and Console.

#### SCB692 Shift Cable Lever Bracket

1969-72 Automatic w/console 26.50



### 1970-72 Shift Cable Brackets:

Used on 1970-72 Turbo 350 and TH400 Automatics with console to anchor the shift cable in place at rear of transmission housing.

#### SCB702 Shift Cable Bracket

1970-72 Turbo 350 19.50

#### SCB712 Shift Cable Bracket

1970-72 TH400 19.50



## BRAKE PARTS

**Master Cylinders:** New reproduction Master Cylinders with original appearance complete with bleeder valves. Single reservoir for 1964-66 and dual reservoir for 1967-72 applications.

**646MC** Master Cylinder 1964-66 Cutlass/442 93.50

**679MC** Master Cylinder 1967-69 Cutlass/442 with front Disc 79.00

**672MC** Master Cylinder 1967-72 Cutlass/442 with Drum 96.50

**702MC** Master Cylinder 1970-72 Cutlass/442 with front Disc 96.50

**IB692** Intake to Booster Steel Line and Rubber Hose with clamps and bracket  
1969-72 all with Power Brakes 39.50



702MC



646MC

**1964-72 Brake Check Valve:** Check valve on booster for all power brake cars.

**BCV642** Brake Check Valve 1964-72 all w/ power brakes 8.50



IB692

**1964-72 Power Brake Boosters:** New Power Brake Boosters available for all 1964-72 Cutlass/442 models equipped with power brakes. All new construction with an anodized gold finish. Master cylinders are sold separately from boosters.

**PBB646** Power Brake Booster 1964-66 all 199.00

**PBB672** Power Brake Booster 1967-72 all 175.00



PBB646





PBB672

**Brake Proportioning Valves:** New Proportioning Valves for 1968-69, 70 and 1971-72 Cutlass-442 with Disc Brakes.

**BPV689** Brake Proportioning Valve 1968-69 all w/ disc brakes 99.50

**BPV70** Brake Proportioning Valve 1970 all w/ disc brakes 99.50

**BPV712** Brake Proportioning Valve 1971-72 all w/ disc brakes 99.50



**1971-72 Brake Proportioning Valve to Frame Bracket:** Used on all 1971-72 Cutlass-442 with factory Disc Brakes. Mounts the proportioning valve to the frame. Necessary on Disc Brake conversions to mount proportioning valve in correct location.


**PVB712** Proportioning Valve Bracket 1971-72 with Disc Brakes 23.50



**Brake Line Distribution Block:** Brass distribution block where the steel lines at the master cylinder junction into three separate brake lines. Includes the brake warning light switch that connects to the dash light if there is a loss of brake fluid pressure. Exact replacement with correct mounting bracket.


**BDB679** Brake Distribution Block 1967-69 all Cutlass-442 103.00

**BDB702** Brake Distribution Block 1970-72 all Cutlass-442 Drum Brakes  
1970 all Cutlass-442 Disc Brakes 103.00



### Wheel Cylinders for Drum Brake Cars:

<b>37022</b>	Left Front Wheel Cylinder	1964-67 all	29.50
<b>37023</b>	Right Front Wheel Cylinder	1964-67 all	29.50
<b>37112</b>	Left Front Wheel Cylinder	1968-72 all	29.50
<b>37113</b>	Right Front Wheel Cylinder	1968-72 all	29.50
<b>37021</b>	Rear Wheel Cylinders	1964-66, 1968-69 All except Wagon	29.50 ea.
<b>37024</b>	Rear Wheel Cylinders	1967 all, 1970-72 All except Wagon	29.50 ea.




### Brake Shoe and Disc Pad Sets:

<b>246</b>	Front Brake Shoes	1964-72 all Drum Brake	65.00 set
<b>D3DP</b>	Front Disc Brake Pad Set	1967-68 all	39.50 set
<b>D52</b>	Front Disc Brake Pad Set	1969-77 all	39.50 set
<b>245</b>	Rear Brake Shoe Set	1964-75 all except Wagons	49.50 set
<b>246</b>	Rear Brake Shoe Set	1964-72 all Wagons	59.00 set



### Brake Hoses:

<b>36555</b>	Front Brake Hoses	1964-67 all with Drum Brakes	39.50 ea.
<b>36582</b>	Front Brake Hoses	1968-72 all with Drum Brakes	39.50 ea.
<b>42790</b>	Front Brake Hoses	1967 all with Disc Brakes	36.50 ea.
<b>36582</b>	Front Brake Hoses	1968 all with Disc Brakes	39.50 ea.
<b>36616</b>	Front Brake Hoses	1969-71 all with Disc Brakes	47.50 ea.
<b>36691</b>	Front Brake Hoses	1972 all with Disc Brakes	49.50 ea.
<b>36005</b>	Rear Brake Hose	1964-65 all	49.50
<b>36569</b>	Rear Brake Hose	1966-67 all	59.00
<b>36584</b>	Rear Brake Hose	1968 all	46.50
<b>36586</b>	Rear Brake Hose	1969-71 all	46.50
<b>36689</b>	Rear Brake Hose	1972 all	59.00
<b>BHT68</b>	Rear Brake Hose Tee	1964-65 & 1968 hose to line junction	19.00
<b>BHC682</b>	Brake Hose Clips	1968-72 all	3.00 ea.



**Disc Brake Hose Brackets:** For 1968-72 Cutlass-442 with Disc Brakes. Brackets that mount to the frame where the steel lines meet the brake hoses.

<b>DBHB682</b>	Disc Brake Hose Brackets	1968-72 with Disc Brakes	28.00 pair
----------------	--------------------------	--------------------------	------------

### Brake Drums and Rotors:

<b>5000</b>	Front Disc Brake Rotor	1967-68 all	139.00 ea.
<b>5100</b>	Front Disc Brake Rotor	1969-72 all	139.00 ea.
<b>2024</b>	Front Brake Drum (no hub)	1964-72 all exc. Police and heavy duty	96.00 ea.
<b>2027</b>	Rear Brake Drum	1964-75 all exc. Wagon ( 9 1/2" Drums)	59.00 ea.




### Disc Brake Backing plates:

Fits 1969-1972 All Cutlass/442 models with Disc Brakes. Sold in a pair for left and right.

<b>DBP692</b>	Disc Brake backing Plates	1969-72 with Disc Brakes	49.50 pair
---------------	---------------------------	--------------------------	------------

### Brake Hold Down Kit and Adjusters:


<b>7007</b>	Front Brake Shoe Hold-down Kit	1964-72 all	26.50 set
<b>7008</b>	Rear Brake Shoe Hold-down Kit	1964-75 all	26.50 set
<b>80683</b>	Left Rear Brake Shoe Adjuster Kit	1964-75 all	29.50 set
<b>80684</b>	Right Rear Brake Shoe Adjuster Kit	1964-75 all	29.50 set



### Brake Adjuster Rubber Plug:

Fills in the brake adjuster hole on all 1961-77 brake drums.

<b>4406</b>	Rubber Plugs (set of 4)	6.00 set
-------------	-------------------------	----------



**Parking/Emergency Brake Cables:** Quality reproduction cables in authentic original braided steel.

All cable, spring wrap, wire stops, and rubber parts are identical to OEM specifications.

<b>EB263</b>	Front Brake Cable	1964-66 exc. Wagon, 1967-72 all w/o 400 Trans.	83.00
<b>EB407</b>	Front Brake Cable	1967-72 all with 400 Transmission	83.00
<b>EB276</b>	Intermediate Cable	1964-66 exc. Wagon, 1967 all w/o 400 Trans., 1968-72 all 4 Dr & Wagon	33.00
<b>EB408</b>	Intermediate Brake Cable	1967 all with 400 Transmission	33.00
<b>EB365</b>	Intermediate Brake Cable	1968-72 all except 400 Transmission and Wagons	33.00
<b>EB352</b>	Intermediate Brake Cable	1968-72 all with 400 Transmission except Wagons	33.00
<b>EB293</b>	Rear Brake Cables	1964-67 all except Wagons	56.00 ea.
<b>EB395</b>	Rear Brake Cables	1968-72 all except Wagons	66.00 ea.

**Brake Cable Connector and Clips:** Connector is correct for all 1964-79 Cutlass-442 models from center parking brake cable to the rear cables. The clips hold the cable to the frame where the cables pass through frame.

<b>PBC649</b>	Parking Brake Cable Connector	1964-79 all	4.00 ea.
<b>PBCC649</b>	Parking Brake Cable Clip	1964-79 all	2.00 ea.

**1964-72 Parking Brake Cable Side Hooks:** S-shape hooks used as a guide for the rear parking brake cables. Rubber coated end attaches around brake cable and hooks into a hole on the rear body brace.

<b>1234797</b>	Rear Parking Brake Hooks	1964-72 all	18.00 pr.
----------------	--------------------------	-------------	-----------

### 1964-72 Cutlass/442 Muffler and Tail Pipe Hangers and Clamps:

Exact reproduction Tail Pipe Hangers for 1965-67 442, 1968-69, and 1970-72 Models equipped with the dual exhaust cutout bumper. The muffler hangers are correct for 1964-72 all models.

<b>35870</b>	Muffler Hanger, right side	1964-72 all	19.50
<b>35871</b>	Muffler Hanger, left side	1964-72 all	19.50
<b>TPH657</b>	Tail Pipe Hanger, either side	1965-67 all 442	55.00 pr.
<b>35541</b>	Tail Pipe Hanger	1968-69 all without Trumpet Exhaust	19.50 ea.
<b>35261</b>	Tail Pipe Hanger	1970-72 all without Trumpet Exhaust	19.50 ea.
<b>TPH689</b>	Tail Pipe Hanger	1968-69 all with Trumpet Exhaust	49.00 pr.
<b>TPH702</b>	Tail Pipe Hanger	1970-72 all with Trumpet Exhaust	49.00 pr.
<b>TPC642</b>	Tail Pipe Clamp	1964-72 all except 1966-67 442	6.50 ea.
<b>TPC667</b>	Tail Pipe Clamp	1966-67 all 442	6.50 ea.

**Universal Joints:** For all 1961-77 Cutlass/442. Same Universal Joint fits all front-center-rear applications and all manual or standard transmissions.

<b>1142101</b>	Universal Joint	1961-63 all	24.50 ea.
<b>20040</b>	Universal Joint	1964-77 all	22.50 ea.

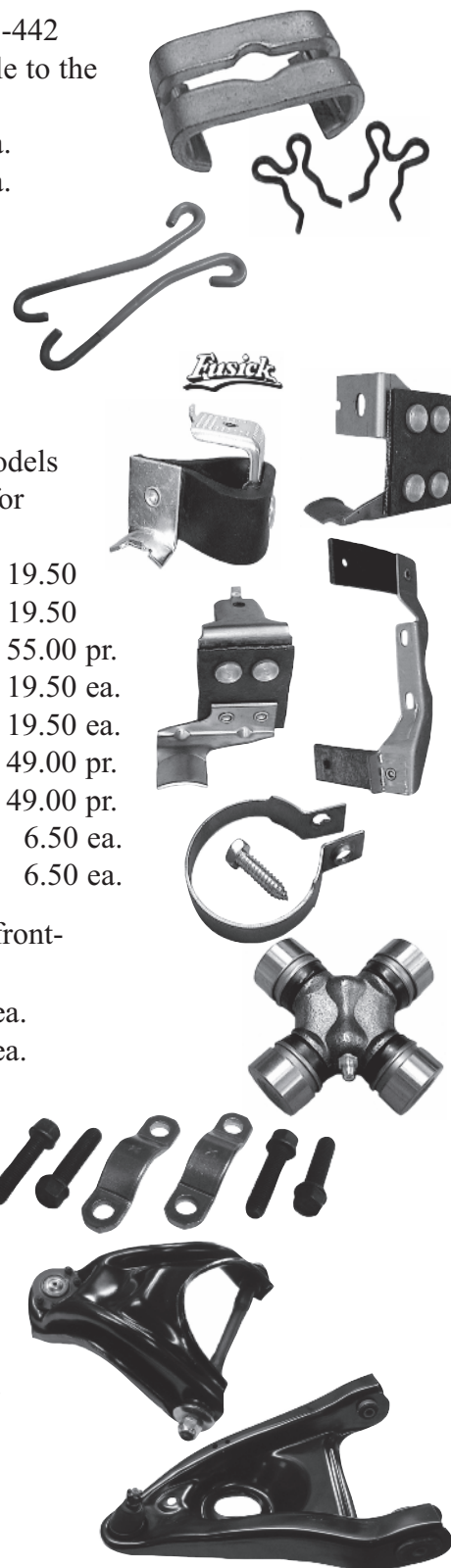
**1964-72 Universal Joint Strap and Bolt Kit:** Straps and Bolts used to attach Universal Joint to the rear end yoke on all 1964-72 Cutlass/442 models.

<b>642ASK</b>	U-Joint Strap and Bolt Kit	1964-72 all	11.00
---------------	----------------------------	-------------	-------

## SUSPENSION PARTS

**Upper and Lower Front Control Arm Assemblies:** Complete assemblies include bushings, shaft on uppers, and ball joints. Upper Control Arms fit all 1965-72 Cutlass/442 models, while lowers are available for 1969-72 Cutlass/442.

<b>UCA652L</b>	Left Upper Control Arm	1965-72 all	153.00
<b>UCA652R</b>	Right Upper Control Arm	1965-72 all	153.00
<b>LCA692L</b>	Left Lower Control Arm	1969-72 all	189.00
<b>LCA692R</b>	Right Lower Control Arm	1969-72 all	189.00



**1964-72 Rear Axle Sway Bar:** New Rear Stabilizer Bar bolts to lower control arms, standard equipment on 1964-72 442 and performance models. Can be used on all Cutlass models with rear boxed lower control arms.

**394926** Rear Axle Sway Bar 1964-72 442 models 135.00

**1964-72 Cutlass/442 Rear Sway Bar Bolts:** Used to attach the rear axle sway bar to the rear lower control arms.

**RSK642** Rear Sway Bar Bolt Kit 1964-72 all 13.50

**Rear Axle Sway Bar Shims:** Rear sway bars shims for 1964-72 442 models.

Sway Bar Shims sold individually, check your vehicle for proper quantity needed.

**SB72** Rear Sway Bar Shims (quantity varies) 2.50 ea.

**Boxed Rear Lower Control Arm Assemblies:** Original equipment on all models built with the FE2 option 442 suspension package. These new reproductions will replace stock lower control arms on all 1964-72 Cutlass-442-Hurst Olds models. Sold in pairs complete with bushings.

**BCA642** Boxed Lower Control Arms 1964-72 All Cutlass-442-H/O 249.00 pr.

**1964-67 Rear Upper Control Arms:** Used on 1964-67 F85 w/ HD Suspension, 1964-67 442 models and 1964-67 Vista Cruisers. Bushing is included, control arms are sold individually.

**1230847** Rear Upper Control Arm 1964-67 models listed 83.50 ea.

**Front and Rear Control Arm Bolts:**

**6472UAB** Upper Control Arm Shaft Bolts 1964-72 all models 24.50 set of 4

**FCAB642** Front Lower Control Arm Bolts 1964-72 all models 29.75 set of 4

**RCABK642** Rear Upper and Lower Control Arm Bolts 1964-72 all 59.50 set of 8

**Front Stabilizer Bar Bushings and Link Kits:**

**K6217** Front Stabilizer Link Kit 1961-63 all 26.50 pr.

**SK053** Front Stabilizer Link Kit 1964-75 all 24.50 pr.

**K5227** Front Stabilizer Bushings 1961-63 all 23.00 pr.

**SB6494** Front Stabilizer Bushings 1964-77 with 15/16" or smaller diam. front sway bar 19.50 pr.

**K5253** Front Stabilizer Bushings 1964-75 with 1" or larger diam. front sway bar 19.50 pr.

**SBB642** Front Stabilizer Bar Brackets 1964-72 all 19.00 pr.

**Coil Springs and Insulators:**

Factory matched coil springs to restore proper ride height and handling. Our springs are made specifically for your car, not generic springs others may offer at a lesser price. When ordering we need to know model, body style, year, engine size, transmission, air conditioning, and if heavy duty is desired. **Note:** heavy duty springs will result in a harsher ride than stock springs. Springs are made to order and are not returnable. Allow 1-2 weeks delivery.




**FCS612** Front Coil Springs 1961-77 all 165.00 pr.

**RCS612** Rear Coil Springs 1961-77 all 165.00 pr.

**FSI648** Front Spring Insulator 1964-77 all 14.50 pr.

**RSI646** Rear Spring Insulator 1964-66 all 9.50 ea.



**RSI612** Rear Spring Insulator 1967-75 all 9.50 ea.



FSI648

## Front and Rear Control Arm Bushings :

<b>12162</b>	Upper Arm Bushings	1965-72	65.00 set
<b>12212/3</b>	Lower Arm Bushings	1964-65	89.00 set
<b>12237/8</b>	Lower Arm Bushings	1966-68	89.00 set
<b>12236/7</b>	Lower Arm Bushings	1969-72	89.00 set
<b>K6108</b>	Upper Arm Bushings	1973	53.00 set
<b>K6144</b>	Upper Arm Bushings	1973-77	53.00 set
<b>K6109S</b>	Lower Arm Bushings	1973-77	79.00 set
<b>K5161</b>	Rear Axle Control Arm Bushings (sold in set of 4) Upper or Lower	1965-77 all	99.00 set



## Tie Rod Ends:

<b>ES333R</b>	Tie Rod End (outer)	1964-70	63.00 ea.
<b>ES406R</b>	Tie Rod End (outer)	1971-72	73.00 ea.
<b>ES681N</b>	Tie Rod End (inner)	1964-70	45.00 ea.
<b>ES406L</b>	Tie Rod End (inner)	1971-72	56.00 ea.
<b>ES427R</b>	Tie Rod End (outer)	1973-77	56.00 ea.
<b>ES2020L</b>	Tie Rod End (inner)	1973-77	49.50 ea.
<b>ES2032S</b>	Adjusting Sleeve	1964-70	23.50 ea.
<b>ES2004S</b>	Adjusting Sleeve	1971-77	23.50 ea.



## Steering Center Links:

<b>DS740</b>	Steering Center Link	1964 all, 1965 with 7/8" dia.	139.00
<b>DS682</b>	Steering Center Link	1965 13/16" dia., 1966-67 all	139.00
<b>DS749</b>	Steering Center Link	1968-72 all	129.00
<b>DS808</b>	Steering Center Link	1973-77 all	103.00
<b>18633</b>	Steering Idler Arm	1964 all, 1965 with 7/8" dia.	79.50
<b>18634</b>	Steering Idler Arm	1965 with 13/16" dia., 1966-72 all models	86.00
<b>18767</b>	Steering Idler Arm	1973-74 all	79.50
<b>18763</b>	Steering Idler Arm	1975-77 all	79.50



## Control Arm and Axle Housing Bumpers

### FB4220 Front Upper Arm Bumpers

1961-72 all 24.50 pr.

### FB6410 Front Lower Arm Bumpers

1961-72 all 24.50 pr.

### AB6473 Axle Housing Bumper 1964-67

all except 442, 1968-72 all 26.50 pr.

## Gas Shock Absorbers

AC Delco has discontinued standard shocks for all cars. We have switched to Delco gas shocks where available.

**50170G** Front Shock Absorber 1961-63 49.50 ea.

**50171G** Rear Shock Absorber 1961-63 49.50 ea.


**SA360** AC Delco Front Shock Absorber  
1964-67 All Cutlass/442. 33.50 ea.

**SA187** AC Delco Rear Shock Absorber 1964-  
67 All Cutlass exc Heavy Duty. 33.50 ea.

**SA180** AC Delco Rear Shock Absorber  
1964-67 HD & 442, 1968-72 all 33.50 ea.

**SA182** AC Delco Rear Shock Absorber  
1964-72 Vista Cruiser 33.50 ea.

**SA179** AC Delco Front Shock Absorber  
1968-72 all Cutlass/442 33.50 ea.



## Upper and Lower Ball Joints:

<b>10195</b>	Upper Ball Joint	1964-72 all	46.50 ea.
<b>10197</b>	Lower Ball Joint	1964-72 all	49.50 ea.
<b>K5208</b>	Upper Ball Joint	1973-77 all	49.50 ea.
<b>K6145T</b>	Lower Ball Joint	1973-77 all	49.50 ea.



**1964-72 Pitman Arms:** New Pitman Arms are now available for all Cutlass models from 1964-72 with power steering. Cars without power steering use a different arm, please inquire on availability.

**PA645** Pitman Arm 1964-65 Cutlass models with Power Steering 89.50

**PA662** Pitman Arm 1966-72 Cutlass models with Power Steering 89.50

**Brake and Fuel Line Clip Packages:** We now have available the clips needed for brake and fuel lines for 1964-72 Cutlass-442 models. All clips are sold as a set. We do not sell individual clips. 1971-72 Fuel Line Clips are for cars equipped with the fuel vapor canister.

<b>OAB201</b>	1964-65 Brake Line Clips, 9 pc	21.00	<b>OAF301</b>	1964-67 Fuel Clips-5/16 no return, 6pc	15.00
<b>OAB206</b>	1966 Brake Line Clips, 9 pc	21.00	<b>OAF302</b>	1964-67 Fuel Clips-5/16 with return, 11pc	21.00
<b>OAB202</b>	1967 Brake Line Clips, 11 pc	24.00	<b>OAF309</b>	1964-67 Fuel Clips-3/8 no return, 6 pc	15.00
<b>OAB203</b>	1968 Brake Line Clips, 13 pc	25.00	<b>OAF310</b>	1964-67 Fuel Clips-3/8 with return, 11 pc	21.00
<b>OAB204</b>	1969 Brake Line Clips, 14 pc	25.00	<b>OAF303</b>	1968-69 Fuel Clips-3/8 no return, 9 pc	19.00
<b>OAB208</b>	1970 Brake Line Clips, 15 pc	24.00	<b>OAF304</b>	1968-69 Fuel Clips-3/8 with return, 11 pc	24.00
for W30 & W31 Lansing built cars only			<b>OAF305</b>	1970 Fuel Clips-3/8 no return, 12 pc	18.00
<b>OAB205</b>	1970-72 Brake Line Clips, 17 pc	24.00	<b>OAF306</b>	1970 Fuel Clips-3/8 with return, 10 pc	21.00
			<b>OAF307</b>	1971-72 Fuel Clips- no return, 12 pc	21.00
			<b>OAF308</b>	1971-72 Fuel Clips- with return, 12 pc	24.00



**Speedometer Cables:** New speedometer cables duplicated from original cables. Includes correct plastic sheathing on casing and correct connector ends.

<b>6478126</b>	Speedometer Cable	1964-68 Auto Trans exc. cruise control (59")	49.50
<b>6478178</b>	Speedometer Cable	1965-68 4 speed exc. cruise control (66")	49.50
<b>6478175</b>	Speedometer Cable	1969-72 Auto Trans exc. cruise control (59")	49.50
<b>6478177</b>	Speedometer Cable	1969-72 4 speed exc. cruise control (66")	49.50
		1973-77 all exc. cruise control	49.50



**Cruise Control Speedometer Cables:** Oldsmobiles equipped with cruise control use two cables. One cable from the speedometer to cruise control regulator, the other cable from regulator to transmission.

<b>6478170</b>	Cruise Control Cable	1970-73 Speedometer to Regulator (40")	47.50
<b>6477975</b>	Cruise Control Cable	1970-73 Regulator to Transmission (56")	49.50
<b>6479091</b>	Cruise Control Cable	1974-77 Speedometer to Regulator (30")	46.50
<b>6478124</b>	Cruise Control Cable	1974-77 Regulator to Transmission (52")	49.50

#### 1969-72 V8 Throttle Cable:

Reproduction cable used on 1969-72 Cutlass/442 350 and 455 V8 with 4 barrel carburetor. Throttle cable connects the accelerator pedal to the carburetor. Exact reproduction, 23 1/4" length.

<b>TCC702</b>	Throttle Cable	1969-72 all V8 with 4 barrel	49.50
---------------	----------------	------------------------------	-------



**1968-73 Throttle Cable Bracket:** Metal bracket bolts to the two rear carburetor studs and accepts the Throttle Cable. Used on all 1968-73 V8 4 barrel carbs.

<b>TCB683</b>	Throttle Bracket	1968-73 all V8 4 Barrel	23.00
---------------	------------------	-------------------------	-------



**1964-77 Harmonic Balancers:** Revulcanized using the latest silicon polymers. Cleaned, primed (can be painted upon request), and sleeved when required. We will require your old balancer to be shipped to us for rebuilding. Allow 3-4 weeks lead time if we do not have available units ready for exchange.


<b>HBR613</b>	Harmonic Balancer Rebuild Service 1961-63 all	209.00
<b>HBR617</b>	Harmonic Balancer Rebuild Service 1964-77 all	209.00



### Steel Fuel Lines

**1966-72 Cutlass 442-H/O Carburetor Fuel Lines:** These carburetor to fuel pump lines are made in original steel material from original samples. The lines are computer bent for accuracy and fit.

<b>6601FL</b>	Steel Fuel Line	1966-67 330 V8 2 Barrel	23.50
<b>6602FL</b>	Steel Fuel Line	1966-67 330 V8 4 Barrel	23.50
<b>6603FL</b>	Steel Fuel Line	1966-67 400 V8 4 Barrel	23.50
<b>6801FL</b>	Steel Fuel Line	1968-72 350 V8 2 Barrel	23.50
<b>6802FL</b>	Steel Fuel Line	1968-72 350 V8 4 Barrel	23.50
<b>6803FL</b>	Steel Fuel Line	1968-69 400 V8 4 Barrel	23.50
<b>6901FL</b>	Steel Fuel Line	1969-72 455 V8 4 Barrel	23.50
<b>7001FL</b>	Steel Fuel Line	1970 455 W30 4 Barrel	23.50




**Manifold Choke Stove and Carburetor Choke Tubes:** Choke tubes mount from the intake manifold choke stove to the carburetor choke cover and coil. Manifold Choke Stove includes gasket. Choke tubes sold in pairs.

<b>CS642</b>	Manifold Choke Stove (fits in manifold)		
	1970-74 all All 350-455 V8		36.50
<b>CTB68/05</b>	Carburetor Choke Tubes (clean air and hot air)		
	1968-early 1969 2V carburetor		23.50 pr.
<b>CTB69/02</b>	Carburetor Choke Tubes (clean air and hot air)		
	late 1969-72 2V carburetor		23.50 pr.
<b>CTB40/43</b>	Carburetor Choke Tubes (clean air and hot air)		
	1970-74 all 350 4V carburetor		23.50 pr.
<b>CTB41/42</b>	Carburetor Choke Tubes (clean air and hot air)		
	1970-74 455 4V carburetor		23.50 pr.
<b>CTB70/05</b>	Carburetor Choke Tubes (clean air and hot air)		
	1970-71 455 4V carb Auto Trans (using 'curly Q' tube)		23.50 pr.



**Carburetor Kits:** New Fresh Stock that includes all parts to properly rebuild all carburetor applications listed below. Floats are not included in rebuild kits.

<b>1131</b>	Carburetor Overhaul Kit	1961-63 all 4 Barrel	59.00
<b>1133-4</b>	Carburetor Overhaul Kit	1964-65 all 4 Barrel	59.00
<b>1134</b>	Carburetor Overhaul Kit	1966 Tri Power (3-2's)	53.00 ea.
<b>370</b>	Carburetor Overhaul Kit	1966 all 4 Barrel	63.00
<b>236</b>	Carburetor Overhaul Kit	1967-76 350-400-455 4 Barrel	59.00



**1964-72 Fuel Tanks and Straps:** New reproduction fuel tanks for 1964-72 Cutlass/442- Hurst/Olds. Tanks are made of the same gauge material as factory specifications Tanks supplied without necks require you to transfer your original neck to the new tank. Straps and bolt kits sold separately.

<b>647FT</b>	Fuel Tank (no neck)	1964-67 Cutlass/442 except wagon	199.00
<b>667FT</b>	Fuel Tank with neck	1966-67 Cutlass/442 exc wagon with neck	199.00
<b>689FT</b>	Fuel Tank with neck	1968-69 Cutlass/442 exc wagon with neck	199.00
<b>702FT</b>	Fuel Tank with neck	1970 Cutlass/442 exc. wagon with neck	199.00
<b>712FT</b>	Fuel Tank with neck	1971-72 Cutlass/442 except wagon	199.00
<b>GTB642</b>	Strap Bolt Kit	1964-72 all except wagon	6.50 kit
<b>FTS647</b>	Fuel Tank Straps	1964-67 Cutlass/442 except wagon	59.00 pr.
<b>FTS682</b>	Fuel Tank Straps	1968-72 Cutlass/442 except wagon	59.00 pr.
<b>TLR642</b>	Fuel Tank Unit Retaining Lock Ring	1964-72 all Models	7.50



**\*Shipping Surcharge of \$50.00 applies to all fuel tanks shipped to a U.S. address.**

**1967 Gas Tank Vent Hoses:** Rubber hoses attach to the fittings on the fuel tank, used for venting the tank on all 1967 models. Pair of two different size hoses, clamps and foam restrictor included in hose set.

<b>GTVH67</b>	Gas Tank Vent Hoses	1967 Cutlass/442	26.00
---------------	---------------------	------------------	-------



**1969-70 Gas Tank Vent Tube Filter Kit:** Attaches to the vent tubes on the fuel tanks. Kit sold complete with filter, hoses and clamps.

<b>GTF690K</b>	Gas Tank Vent Kit	1969-70 all exc. wagons	29.00
----------------	-------------------	-------------------------	-------



**1968-70 Gas Tank Filler Neck Support Strap and Bracket:** Mounts gas filler neck to underside of of body. Includes strap, bracket and screw.

<b>GTS680</b>	Gas Tank Filler Neck Strap	1969-70 all exc. wagons	22.00
---------------	----------------------------	-------------------------	-------



**1968-70 Gas Tank Vent Hose Bracket:** Small bracket used to hold the gas tank vent hoses on all 1968-70 models exc. wagons.

<b>VTLC680</b>	Gas Tank Vent Hose Bracket	1968-70 all exc. wagons	12.00
----------------	----------------------------	-------------------------	-------



**1971-72 Gas Tank Vapor Line Clamp Kit:** Used on 1971-72 models to fasten the three fuel tank vapor lines.

<b>VTLC712K</b>	Gas Tank Vapor Line Clamp	1971-72 all exc. wagons	12.00
-----------------	---------------------------	-------------------------	-------




**Fuel Tank Sending Units:** New Fuel Tank Sending Units available for models listed. Other tank units not listed will need to be rebuilt.

<b>FTU6432</b>	New Tank Unit	1964 Cutlass/442 with one 3/8" line	89.50
<b>FTU656</b>	New Tank Unit	1965-66 Cutlass exc. 442 w/ one 5/16" line	89.50
<b>FTU6674</b>	New Tank Unit	1966-67 442 with one 3/8" line	89.50
<b>FTU680-1</b>	New Tank Unit	1968-70 Cutlass/442 exc. wagons with one fuel line	89.50
<b>FTU680-2</b>	New Tank Unit	1968-70 all Cutlass/442 exc Wagons with 2 fuel lines. (one fuel line and one return line)	89.50
<b>FTU712-1</b>	New Tank Unit	1971-72 all Cutlass/442 exc Wagons with one fuel line.	89.50
<b>FTU712-2</b>	New Tank Unit	1971-72 all Cutlass/442 exc Wagons with 2 fuel lines. (one fuel line and one return line)	89.50



**1961-63 Cutlass F85 Fuel Pump Rebuilding Service:** We can now offer a rebuilding service for all 1961-63 Fuel Pumps. Service requires your core be sent in advance, please allow 2-3 weeks for a rebuilt unit.

<b>4827FP</b>	Rebuilt Fuel Pump	1961 all, 1962 early, without glass bowl	115.00
<b>6548</b>	Rebuilt Fuel Pump	1962 late, with glass bowl, 1963 all	115.00



### 1965-76 Fuel Pumps

Most AC Delco fuel pumps have become obsolete. We substitute with the best quality manufacturer available. If brand is important, please contact us for stock information before placing your order.

<b>40030</b>	Fuel Pump	1965 F85 330 V8	63.50
<b>40259</b>	Fuel Pump	1965 442 no A/C 400 V8	63.50
<b>40262</b>	Fuel Pump	1965 442 with A/C, 1966-67 442, 1969 442 400 V8	63.50
<b>40704</b>	Fuel Pump	1967 330, 1968 350, 1969 350 w/o Air Conditioning	89.50
<b>40705</b>	Fuel Pump	1968 442 400 V8	63.50
<b>40713</b>	Fuel Pump	1970-72 350 w/o vapor line, 1972 442 455 no A/C	63.50
<b>41567</b>	Fuel Pump	1970-72 455 with AC, 1973-74 350 4 V with AC, 1973-76 455 (3 lines)	69.00



### Premium Fuel Caps

<b>GC64P</b>	PREMIUM Fuel Cap	1964-69 all 442 and Premium Fuel	29.50
<b>GC70</b>	Replacement Fuel Cap	1970 Cutlass/442	16.50
<b>GC41</b>	Replacement Fuel Cap	1971-72 Cutlass/442	16.50

GC64P

*Fusick*



GC70



GC41

**1970-72 OAI Carburetor Stud:** 3 3/4" long Carburetor Stud used on all 1970-72 models equipped with Outside Air Induction.

<b>CS702</b>	Carburetor Stud	1970-72 OAI	6.00
--------------	-----------------	-------------	------

CS702



**1964-77 Distributor Clamp:** Metal hold down clamp used to retain the distributor on all 1964-77 V8 engines.

<b>DIC505</b>	Distributor Clamp	1964-77	10.75
---------------	-------------------	---------	-------

DIC505



**1964-77 all V8 Starter Bracket or Starter Heat Shield:** Heat shield serves as a barrier between the exhaust and starter as well as a brace from the starter housing to the engine block and can be used to replace existing brace. Original style Starter Bracket is also available.

<b>SBS645</b>	Starter Bracket Shield	1972-77 all V8	28.50
<b>SBS645A</b>	Starter Brace/Bracket	1964-72 all V8	25.00

*Fusick*

SBS645



SBS645A



**1964-79 Timing Case Cover:** Metal Timing case cover mounts to front of all 1964-79 330, 350, 400, 455 and 403 V8 engines between the engine block and the water pump.

<b>TCC649</b>	Timing Case Cover	1964-79 all	89.00
---------------	-------------------	-------------	-------



**1964-77 V8 Engine Lift Hook:** Attaches to left side front of intake on all 1964-77 V8 engines. Used as a lift hook for hoisting the engine from car frame.

<b>ELH647</b>	Engine Lift Hook	1964-77 All V8 Engines	14.50
---------------	------------------	------------------------	-------




*Fusick*

## Engine Gasket Sets

Complete Engine Overhaul Gasket Sets: Includes head gaskets, oil pan, rocker cover, valve cover, timing cover, exhaust manifold gaskets, and main bearing oil seals. \*Intake Manifold Gasket not included. You will need to purchase this gasket separately which is listed below.

**\*FS8171PT-4** Engine Overhaul Gasket Set 1964-75 all V8 169.00 set




## Individual Gaskets:

<b>MS9947-1</b>	Intake Manifold Gasket Set (2 pc)	1964-72 330-350	29.50
<b>MS96004</b>	Intake Manifold Gasket Set	1965-72 400-455	56.00
<b>MS90021</b>	Exhaust Manifold Gasket Set	1964-72 330-350	19.00
<b>MS90078</b>	Exhaust Manifold Gasket Set	1965-72 400-455	19.00
<b>OS13419D</b>	Oil Pan Gasket Set	1965-77 all	23.50
<b>VS13403R</b>	Rocker Arm Cover Gaskets	1964-77 all	23.50 pr.
<b>TCS13417</b>	Timing Case Cover Seal and Gasket	1964-77 all	29.50
<b>47398</b>	Timing Case Cover Seal	1964-77 all	19.50
<b>HS8171PT-4</b>	Valve Grind Set	1964-77 all Oldsmobile V8	96.50

## Engine Oil Indicator and Indicator Tube:

<b>401567</b>	Engine Oil Indicator	1968 350 with short tube, 1969-73 350	33.00
<b>419242</b>	Engine Oil Indicator	1968 350 with long tube, 1968-69 400, 1969-73 455	33.00
<b>401357</b>	Engine Oil Indicator Tube	1968-69 400, 1969-73 455	19.50
<b>401568</b>	Engine Oil Indicator Tube	1968 350 with short tube, 1969-73 350	19.50



**1966-67 Oil Filler Caps:** New reproductions of the difficult to find 'top hat' Oil Filler Caps are now available. 1966-67 Cutlass/442 models used the black cap while 1966-67 W-30 models used the chrome cap.

<b>OF667</b>	Black Oil Filler Cap	1966-67 all V8 engines, exc. W-30	23.50
<b>OF67C</b>	Chrome Oil Filler Cap	1966-67 OAI W-30 models	32.00

OF667



OF67C

## 1969-77 Oil Filler Caps:


<b>OF69HO</b>	Chrome Oil Filler Cap, 1969 Hurst Olds	26.50
<b>OF680</b>	Oil Filler Cap 1968-70 all with 'Engine Oil Fill and AC-FC60' imprinted on top	24.00
<b>OF6876</b>	Oil Filler Cap with tabs 1971-77 all	23.00
<b>OFT6877</b>	<b>Oil Filler Tube:</b> This replacement Oil Filler Tube is correct length and appearance. For all 1968-77 Oldsmobile 350-455 V8 Engines.	23.50

OF69HO

OF680

OF680

OF6876



## Reproduction 1965-75 400-455 Oil Pan:

Big Block Oil Pan for 1965-75 applications available. Correct inner baffle and raised contour around drain plug. Made from heavy weight steel and EDP coated for lasting durability. This is the 5 quart pan. GM parts books show part #407087 fitting 1965-69 400 V8s and 1968-75 455 V8s.

<b>407087</b>	Big Block Oil Pan	1965-75 400-455 V8	129.00
---------------	-------------------	--------------------	--------

## ENGINE PAINTS:


Engine enamels were computer color-matched to original parts and are the closest available to factory colors. There were many variations depending on supplier used, paint batches, humidity, etc. We have researched extensively and consulted with many fellow Oldsmobile enthusiasts to arrive at these final colors. Engine paint is available in 11 oz. aerosol cans, 3 to 4 cans will be needed for a complete engine repaint.



<b>EP74</b>	Gold Engine Paint (aerosol)	1964-72 all 330-350 Engines	18.50 can
<b>EP90S</b>	Bronze Engine Paint (aerosol)	1965-69 all 400 Engines	18.50 can
<b>EP100S</b>	Blue Engine Paint (aerosol)	1970-72 455 Engines	18.50 can
<b>EP110S</b>	Red Engine Paint (aerosol)	1968-69 Hurst Olds 455 Engines	18.50 can
<b>AF150S</b>	Red Air Filter Assembly Paint	All Models using Red Air Filters	19.50 can

**TRANSMISSION AND MOTOR MOUNTS:** New motor mounts and transmission mounts for all 1964-72 Cutlass/442 models. We have a good supply of mounts in stock including the hard to find 1965-68 400 V8 Motor Mounts. Two motor mounts are used and one transmission mount used.

<b>381334</b>	Motor Mount	1961-63 F85	28.00 ea.
<b>602-1119</b>	Motor Mount	1965-68 400 V8	26.50 ea.
<b>31-2261</b>	Motor Mount	1964-72 330 and 350 V8	24.50 ea.
<b>31-2328</b>	Motor Mount	1969-72 400 and 455 V8	23.50 ea.
<b>31-2378</b>	Transmission Mount	1964-72 all except TH400	19.00
<b>31-2268</b>	Transmission Mount	1967-72 all TH400	19.00



**1968-72 455 Frame Mounts:** Necessary item when converting from 350 to 455 engine. These are the metal brackets that are used between the motor mounts and the frame.

<b>FM455C</b>	Frame Mounts	1968-72 all 455 engine	73.50 pr.
---------------	--------------	------------------------	-----------

**1964-75 330 & 350 V8 Frame Mounts:** Metal brackets bolt between the frame and the motor mounts on all 1964-75 330 & 350 engines.

<b>FM350C</b>	Frame Mounts	1964-75 330 & 350 engines	79.00 pr.
---------------	--------------	---------------------------	-----------



**1964-72 V8 Motor Mount Bolt Kit:** All hardware and bolts needed for engine to motor mount and motor mount to frame mounts.

<b>642MMB</b>	Motor Mount Bolt Kit	1964-72 V8	39.00 kit
---------------	----------------------	------------	-----------



**1969-73 V8 Engine Timing Indicator:** Bolts to front of engine block above harmonic balancer. Used on all 1969-73 V8 engines. Paint to match engine color.

<b>ETI693</b>	Engine Timing Indicator	1969-73 V8	19.50
---------------	-------------------------	------------	-------

**WPMK642**

**Water Pump, Timing Case and Timing Indicator Bolt Mounting Kit:**

Serves all 1964-72 V8 Engines and contains all bolts needed to mount the Water Pump, Timing Case Cover and Timing Indicator to the front of the engine.

<b>WPMK642</b>	Water Pump Mounting Kit	1964-72 All V8	26.50 kit
----------------	-------------------------	----------------	-----------



**FMK616**

**Fan and Fan Clutch Mounting Bolt Kits:** Bolts used to attach the fan or fan clutch to the water pump pulley. For all 1961-77 V8 models, 2 kits available for cars with or without fan clutch.

<b>FMK616</b>	Fan Mounting Kit	1961-77 V8	9.75 kit
<b>FCMK616</b>	Fan Clutch Mounting Kit	1961-77 V8	9.75 kit



**1967-72 V8 Notched Valve Covers:** New Valve Covers for all 1967-72 V8 Engines. Available for cars with painted valve covers, at this time we do not have chrome valve covers available. Correct notched areas on back of valve covers and 'D' shaped holes for grommets. Bolts are sold in a set of 20 grade 5 bolts for all 1964-72 Cutlass V8 engines.

<b>VC672</b>	Zinc Notched Valve Covers	1967-72 all V8	179.00 pr.
<b>VCB672</b>	Valve Cover Bolts	1964-72 all V8	22.00 set

**4 Speed Valve Cover Brackets:** Used on 1968-72 models with four speed manual transmissions to hold positive battery cable along valve cover on driver's side. Set includes two metal brackets and two plastic straps.


<b>VCB682</b>	Valve Cover Brackets	1968-72 all 4 speed trans	18.00 set
---------------	----------------------	---------------------------	-----------

**1968 Valve Cover to Air Cleaner Vent Pipes:** For 1968 models only, tube connects grommets on valve cover breather to the air cleaner base.

<b>399765</b>	Air Cleaner Vent Pipe	1968 all V8 exc. AC or OAI	28.50
<b>399766</b>	Air Cleaner Vent Pipe	1968 all V8 with AC or OAI	29.50

**1969-77 Valve Cover to Air Cleaner Vent Pipes:** Reproduction pipe replaces original perfectly. Mounts into grommets on the valve cover breather and air cleaner. 405087 Pipe applies to 1969 400 & 455, 1970-71 455, 1972 455, 1973-75 350, and 1976 455. One or two used per car.

<b>405087</b>	Air Cleaner Vent Pipe	1969-76 above listing	19.50 ea.
<b>403299</b>	Air Cleaner Vent Pipe	1969-77 350, 1977 403	18.50 ea.



### Valve Cover and Air Cleaner Grommets:

We have several rubber grommets used on 1963-74 Models. Applications vary from year to year and on different models, compare to your originals. Excellent quality molded rubber replaces hardened and cracked originals.

**VC44** Valve Cover Grommet used on 1963-67 models. Fits a 1" diameter hole. Various uses. 6.50



**VC64** Valve Cover Grommet used on 1968 models only. Installs in D shaped hole on the passenger side valve cover and accepts the vent pipe. 11.00



**VC104** Valve Cover Grommet for the crankcase vent breather. For 1964-67 and 69-77 models, one or two used per car. Fits in a D Shaped hole on valve cover. 9.50 ea.



**VC95** Crankcase Vent Grommet. Used on 1966-71 models from the breather to the vent pipe and other applications as required. 3/4" outside diameter per original. 8.50 ea.



**VC97** PCV Vent Pipe to Air Cleaner Grommet used on 1965 V8 w/ PCV at air cleaner intake air horn and 1966-67 w/ PCV exc. Tri carb 11.00



**VC73** Vent Pipe to Air Cleaner Rubber Grommet used on all 1973-77 for the passenger (RH) side of the air cleaner to the vent pipe 12.50



**VC17** Vent Pipe to Air Cleaner Rubber Grommet used on all 1969-72 for the driver (LH) side of the air cleaner to the vent pipe 12.50



**VC83** Grommet for PCV valve located on valve cover. Used on 1964-77 models, mounts in a D-shaped hole in the valve cover. 11.00




**VC25** Intake Manifold Grommet Used on 1969 H/O and 1970-77 all models that have the PCV valve in the intake manifold. 8.50



## 1965-74 Big Block Dual Exhaust Manifolds:

Nice reproduction of very hard to find parts that may have been discarded in favor of headers or have cracked over the years. 1965-69 400-455 Manifolds have the Heat Riser Valve on left (driver's) side manifold.

<b>EM658WX</b>	Exhaust Manifolds with Heat Riser Valve 1965-68 400 V8, 68 455 H/O Dual Exhaust	329.00 pr.
<b>EM69WZ</b>	Exhaust Manifolds with Heat Riser Valve 1969 400-455 V8	329.00 pr.
<b>EM692WZ</b>	Exhaust Manifolds 1970-74 455 Cutlass-442 V8 Dual Exhaust	299.00 pr.
<b>EM350JR</b>	Exhaust Manifolds 1970-73 350 V8 Dual Exhaust	349.00 pr.
(will work on 1964-69 330-350 V8, but no heat riser on driver side)		




**1968 400 & 455 Exhaust Manifold Heat Shroud:** Four piece set applies to 1968 442 (400 V8) models and 1968 Hurst/Olds (455 V8) models only.

<b>EMS68</b>	1968 400 & 455 Exhaust Manifold Heat Shroud	299.00
--------------	---	--------



**1968-69 Air Cleaner Heat Stove Adapter:** Used on all 1968 Cutlass models and 1969 W-30 & W31 models with ram air. Attaches between the hot air tube and the underside of the air cleaner snorkel. Includes rubber grommet.

<b>HSA689</b>	Heat Stove Adapter	1968-69 models	79.00
---------------	--------------------	----------------	-------



## 1969-74 455 Exhaust Manifold Heat Shroud:

This often deteriorated part has been reproduced exactly from machine formed steel. Installs to the right side exhaust manifold. Heat shroud will only fit 455 engines.

<b>EMS6974</b>	Exhaust Manifold Heat Shroud	1969-74 455	99.00
----------------	------------------------------	-------------	-------



**Exhaust Manifold Heat Tube Screen Filter:** Used in bottom of Exhaust Manifold Tube where it attaches to Exhaust Manifold Shroud and prevents any debris from going into the air cleaner. This new reproduction replaces original GM part # 230725. Used on all 1968-69 V8 models, 1970-71 442 455 V8, 1972 455 4 Barrel Standard Trans and OAI, 1973 455 V8.

<b>230725</b>	Exhaust Heat Tube Filter	1968-73 models above	19.50
---------------	--------------------------	----------------------	-------



**Exhaust Manifold Lock Washer and Intake / Exhaust Bolt Kits:** Lock washers were used on 1965 to 1972 All Models and attach to the two front manifold bolts and the two rear bolts. 4 Manifold locks used per car. Exhaust Manifold Bolt Kit does not include Lock Washers, sold separately.

<b>EML65</b>	Manifold Lock Washer	1965-72 all	6.50 ea.
<b>EMB647</b>	Exhaust Manifold Bolt Kit	1964-77 all	33.50 kit
<b>IBK647</b>	Intake Manifold Bolt Kit	1964-77 all	36.50 kit



**1965-77 V8 Engine Freeze Plug Kit:** Sixteen piece Engine Freeze Plug set covers all 1965-77 Oldsmobile V8 engines.

<b>FPK3</b>	Engine Freeze Plug Set	1965-77 all V8	29.50 set
-------------	------------------------	----------------	-----------



## OUTSIDE AIR INDUCTION PARTS

## 1970-72 Outside Air Induction Air Cleaner Assembly and Parts:

Injection molded plastic with all attaching parts. Assembly includes air cleaner top section, foam seal, valve cover spring hold downs, hold down springs, vacuum motor, lower air cleaner lid and air cleaner element. Plastic hinge flapper door and Oldsmobile lettered as original. This part is licensed by GM to the manufacturer. Your stock air cleaner base assembly may be re-used or a reproduction is listed separately below.

<b>OAI350</b>	Air Cleaner Assembly	1970-72 350 V8	449.00
<b>OAI455</b>	Air Cleaner Assembly	1970-72 455 V8	449.00
<b>ACL702</b>	Metal Air Filter Lid	1970-72 OAI Only	43.00

### Outside Air Induction Air Cleaner Foam Seals: Available for 1969

Hurst Olds, 1970-72 W30 and 1970-72 W31 models. New Foam Seals are manufactured in correct lengths and require adhesive to form endless ring and bonding to Air Cleaner Assembly.

<b>OASHO</b>	Foam Seal	1969 Hurst Olds	18.00
<b>OAS31</b>	Foam Seal	1970-72 W31 350	16.50
<b>OAS30</b>	Foam Seal	1970-72 W30 455	15.00

### Air Filter Hold-Down Springs and Hold Down Clips:

Hold down clip attaches to middle valve cover bolt, springs are painted white and attach to the hold down clip and the air cleaner assembly.

<b>AFS70</b>	Air Filter Hold-down Spring	all 70-72 OAI	4.50 ea.
<b>SHD83</b>	Hold-down on Valve Cover	all 70-72 OAI	7.50 ea.

**1969 Hurst Olds & 1970-72 OAI Vacuum Motor:** New reproduction part is a necessary item for proper function of OAI Air Cleaner Lids. Old stock is often defective because of diaphragm deterioration.

<b>VM69HO</b>	OAI Vacuum Motor	1969 Hurst Olds	189.00
<b>VM702</b>	OAI Vacuum Motor	1970-72 all OAI	69.00

### 1968 & 1969 Outside Air Induction Air Cleaner Base and Chrome Lid:

Dual snorkel Air Cleaner Assembly for all 1968 and 1969 cars equipped with outside air induction except 1969 Hurst Olds. Includes chrome Air Cleaner Lid and two Vacuum Diaphragms. 1968 version has a square vent hole on driver side of air cleaner base, while the 1969 has a round vent hole on the passenger side.



<b>OAIB68</b>	1968 OAI Air Cleaner Assembly	399.00
<b>OAIB69</b>	1969 OAI Air Cleaner Assembly	399.00

**1970-72 Air Cleaner Base Assembly:** New Air Cleaner Base assembly has single snorkel design complete with Vacuum Diaphragm. For all 1970-72 455 & 350 OAI equipped cars. Used in conjunction with the OAI455 or OAI350 Air Cleaner Assembly. Note: Only difference between OAI and non OAI air cleaners is the drain holes on bottom of base.

<b>OAIB702</b>	OAI Air Cleaner Base Assembly 1970-72 OAI	299.00
----------------	---	--------

**Air Cleaner Vacuum Diaphragm:** New Heat Actuated Vacuum Diaphragms to replace original units. Mounts to top of air cleaner snorkel with included top bracket. One side clips in, the other requires spot welding. Vacuum Diaphragm opens and closes the inner flap on air cleaner and allows warm air in from tube connected to the exhaust manifold heat shroud.

<b>ACD682</b>	Air Cleaner Vacuum Diaphragm	1968-72 all	26.50
---------------	------------------------------	-------------	-------



### 1968 & 1969 OAI Lower Bumper Scoops, Moldings and Brackets:

Black plastic scoops used on all W30 & W31 models attach to underside of front bumper with mounting brackets. Plastic Scoops, Moldings and Brackets are all sold separately. Stainless Trim Moldings are a two piece design per originals, sold in a set of four pieces for two scoops. Mounting Brackets are sold in a set of six pieces for both scoops. Scoops do not include brackets, complete assemblies are pictured.

<b>LBS68</b>	OAI Lower Bumper Scoops	1968 W models	249.00 pr.
<b>LBSM68</b>	Bumper Scoop Moldings	1968 W models	46.00 set
<b>LBS69</b>	OAI Lower Bumper Scoops	1969 W models	249.00 pr.
<b>LBSM69</b>	Bumper Scoop Moldings	1969 W models	46.00 set
<b>LBSB689</b>	Scoop Mounting Brackets	1968-69 W models	49.00 set




### 1967-69 Outside Air Induction Hoses:

Correct factory style 4" diameter cloth covered ducting that connect the air scoops under front bumper to the air cleaner snorkels on all 1967-69 Ram Air Cars.

<b>OAIH679</b>	Outside Air Induction Hose	1967-69 OAI	79.00 pr.
----------------	----------------------------	-------------	-----------

**1968-69 Outside Air Induction Hose Clamps:** For all 1968-69 442 W30-W31-W32 models equipped with Outside Air Induction. Oval clamp is used where the hose attaches to the air cleaner snorkels, C shaped clamp used on inner fenders and round clamp where hose attaches to the bumper scoops.

<b>HC689</b>	Air Cleaner Hose Clamp	1968-69 OAI	19.00 ea.
<b>HC689F</b>	Fender Hose Clamp	1968-69 OAI	19.00 ea.
<b>HC689S</b>	Bumper Scoop Hose Clamp	1968-69 OAI	19.00 ea.



**1968-72 Air Filter Vacuum Hose Sets:** Correct black vacuum hoses with white stripes for all 1968-72 non Outside Air Induction cars, 1969 Hurst Olds models and 1970-72 models equipped with Outside Air Induction. Provides vacuum to the air cleaner diaphragm or OAI air cleaner vacuum motor. 1970-72 OAI Vacuum Hoses include 'T' connector.

<b>AFVH682</b>	Air Filter Vacuum Hoses	1968-72 all exc. OAI	12.50 pr.
<b>AFVH69HO</b>	Air Filter Vacuum Hoses	1969 Hurst Olds OAI	46.00 set
<b>AFVH702OAI</b>	Air Filter Vacuum Hoses	1970-72 all OAI	23.00 set



**1970 Cutlass/442 Engine Vacuum Hose Sets:** Rubber hoses have the correct colored lines where applicable. Kits include hose from solenoid to carb, distributor to carb and modulator vacuum.

<b>VH70AT</b>	Engine Vacuum Hose Kit	1970 350/455 Auto, no A/C	19.00 set
<b>VH70ATAC</b>	Engine Vacuum Hose Kit	1970 350/455 Auto, with A/C	26.00 set
<b>VH70MT</b>	Engine Vacuum Hose Kit	1970 350/455 Manual, no A/C	19.00 set
<b>VH70MTAC</b>	Engine Vacuum Hose Kit	1970 350/455 Manual, with A/C	26.00 set



**1971-72 Cutlass/442 Engine Vacuum Hose Sets:** Rubber hoses have the correct colored lines where applicable. Kits include hose from solenoid to carb, distributor to carb and modulator vacuum.


<b>VH712AT</b>	Engine Vacuum Hose Kit	1971-72 350/455 Automatic	26.00 set
<b>VH712MT</b>	Engine Vacuum Hose Kit	1971-72 350/455 Manual	26.00 set



# ALUMINUM AIR FILTER PLATES

**Air Filter Plate Chrome Retainer:** Original chrome finish fits all 1965-68 4 Barrel. Adds the final touch to Air Filter Painted Plates listed below.

<b>3741A</b>	OEM Style Wing Nut	1964-77 all	4.50
<b>FPR657</b>	Air Filter Plate Retainer	1965-67 all 4 barrel	21.00
<b>FPR680</b>	Air Filter Plate Retainer	1968 all 4 barrel	24.00



**Ultra High Compression U-shaped Plates:** Manufactured from aluminum with an adhesive backing. Correct color stenciled paint as original. 1964 4 Barrels used one type and 1965-67 4 Barrels used another design. Both are shipped with a protective film to prevent scratching. We recommend removing film after installation.

<b>BC123</b>	Fits 1964 4 Barrel	24.50
<b>DC111A</b>	Fits 1965-67 4 Barrel	26.50



**'Cutlass' Air Filter Plates:** High quality aluminum reproduction air filter plates for 1965-67 'Cutlass' models. Use contact cement or air filter retainers to hold onto the air filter lid. Shipped with a protective plastic film.

<b>DC109A</b>	Air Filter Plate 10" Diam.	1965-67 Cutlass 330 4 Brl.	36.50
---------------	----------------------------	----------------------------	-------



**'Jetfire' Air Filter Plates:** 1967 Jetfire models use a different plate for 2 or 4 barrel carbs. Excellent reproduction with correct colors, design and wording. 2 Barrel plates measure 7 1/2" diameter while 4 Barrel plate measures 10" diameter and has 'Ultra High Compression' printed under 'Oldsmobile'.

<b>DC109B</b>	Jetfire Air Filter Plate for 1967 330 2 barrels	32.00
<b>DC109C</b>	Jetfire Air Filter Plate for 1967 330 4 barrels	36.50


**1964-67 '442' Air Filter Plates:** Same excellent quality as all the air filter plates. 1964 has 3 painted rings in yellow, orange, and red/orange and the 442 numbers, measures 7 1/4" in diameter 1965-67 Plate measures 9 1/2" diameter and has the painted 442 emblem.

<b>DC110A</b>	442 Air Filter Plate for 1964 442 option	35.00
<b>DC100A</b>	442 Air Filter Plate for 1965-67 442 option	35.00



**1968 Air Filter Plates:** There were a number of different air filter plates available in 1968 depending on engine size or car model. We have faithfully manufactured all five of the applications below. The 2 Barrel plate measures 8" diameter while all 4 Barrel plates measure 11" diameter. 4 Barrel plates have different applications for each engine size available and an individual plate for the 442 models. All plates are perfectly reproduced with the correct colors and graphics. Shipped with a protective film to prevent scratches while installing. Plates are installed onto the air cleaner lid with chrome retainers listed above and a dab of general adhesive to keep in place.

<b>DC105A</b>	Rocket 350 2 Barrel Air Filter Plate	1968 350 2 Brl.	32.00
<b>DC106A</b>	Rocket 350 4 Barrel Air Filter Plate	1968 350 4 Brl.	42.00
<b>BC130</b>	Rocket 400 4 Barrel Air Filter Plate	1968 400 4 Brl.	42.00
<b>DC107A</b>	Rocket 455 4 Barrel Air Filter Plate	1968 Hurst Olds	42.00
<b>DC108A</b>	442 Air Filter Plate	1968 442	42.00



## HOOD INSULATION

**Press Molded Hood Pads:** New tooling has been created to manufacture exact duplicates of the original press molded hood insulation (pictured below). Insulations are molded to fit the contours on the underside of the hood. Price reflects tooling expense involved. Press molded hood insulations are shipped direct from the manufacturer. A shipping **charge of 75.00** will apply to the press molded hood pad. We can not ship out of the Continental United States. Delivery time is approximately 2 weeks. Note that the 1966 Press Molded Hood Pad will be discontinued when supply is exhausted, check with us on availability.

<b>HI6657PM</b>	Press Molded Hood Insulation	1966 Cutlass/442	189.00
<b>HI6876PM</b>	Press Molded Hood Insulation	1968-72 Cutlass/442 (1970-72 Non OAI Cars)	119.00
<b>HI7076SPM</b>	Press Molded Hood Insulation	1970-72 Cutlass Supreme	119.00



Press Molded Hood Pad

**Hood Insulation Pads:** Economy choice. Located under hood on all 1961-87 except on 1970-72 Ram Air cars. Pad should be installed fuzzy side facing engine. Hood Insulation for 1981-87 Cutlass will also fit 1988 rear wheel drive Cutlass models.

<b>HI6106</b>	Hood Insulation	1961-63 all	43.50
<b>HI6426</b>	Hood Insulation	1964-65 all	33.50
<b>HI6657</b>	Hood Insulation	1966 all	33.50
<b>HI6775</b>	Hood Insulation	1967 all	33.50
<b>HI6876</b>	Hood Insulation	1968-72 all exc. O.A.I.	33.50
<b>HI7076S</b>	Hood Insulation	1970-72 Supreme Only	33.50
<b>HI7377</b>	Hood Insulation	1973-77 all	33.50
<b>HI780</b>	Hood Insulation	1978-80 all Cutlass	33.50
<b>HI817</b>	Hood Insulation	1981-87 all Cutlass	33.50




**Hood Insulation Fasteners:** For 1961-77 Hood Insulation Pads as required.

<b>11129</b>	Hood Insulation Fastener (square)	1961-70 all	.75 each
<b>11130</b>	Hood Insulation Fastener (round)	1971-87 all	.75 each

**1964-77 Inner Front Fender Panel A-Frame Seals:** Seals staple or fasten to inner wheel wells and seal off engine compartment. Fiber reinforced masticated rubber as original. 1964-67 sets are now available with correct OEM style green fasteners. Staples are included in 1968-77 sets.



<b>FCD2A</b>	A-Frame Seals with fasteners	1964-65 all (4 piece set)	39.50 set
<b>FCD2</b>	A-Frame Seals without fasteners	1964-65 all (4 piece set)	29.50 set
<b>FCD3A</b>	A-Frame Seals with fasteners	1966-67 all (4 piece set)	39.50 set
<b>FCD3</b>	A-Frame Seals without fasteners	1966-67 all (4 piece set)	29.50 set
<b>FCD4</b>	A-Frame Seals with staples	1968-72 all (2 piece set)	26.50 pr.
<b>FCD5</b>	A-Frame Seals with staples	1973-77 all (2 piece set)	26.50 pr.



**Baffle to Filler Plate Seal:** For 1966-69 Models. Two are needed for Automatic Transmission and only one for Standard Transmission. Mounts between inner splash shield and body of car.

<b>BPS1</b>	Baffle Seals	1966-69 all Models	9.75 ea.
-------------	--------------	--------------------	----------

### 1968-72 Cutlass-442-Hurst/Olds Plastic Inner Front Fender Wells:

New plastic inner fender wells for 1968-72 Cutlass-442-Rallye 350 and Hurst/Olds. For 1968, red fender wells were used on W30 and Hurst/Olds models while all other models used black. In 1969-71, only W30 models required red fender wells. All 1972 models were equipped with black fender wells.

<b>RFW689</b>	1968 W30 & H/O, 1969 W30 Red Fender Wells	490.00 pr.
<b>BFW689</b>	1968-69 Black Fender Wells	399.00 pr.
<b>RFW701</b>	1970-71 W30 Red Fender Wells	490.00 pr.
<b>BFW702</b>	1970-72 Black Fender Wells	399.00 pr.



**\*Shipping Surcharge of \$45.00 to a U.S. address.**

**WINDSHIELD WASHER JARS AND RELATED PARTS:** Correct Washer Fluid Reservoirs for all 1964-77 Cutlass-442-Hurst/Olds models. Proper tight fit of the jar caps. Note: We are eliminating pre drilled holes on 1968-72 WJ6410 and WJ6415 Washer Jars. There appears to be variations in the original hole placement. You will need to drill a 3/16" pilot hole in each tab suited to your fender well.

**1961-67 Optikleen Triangle Glass Jars and parts:** Triangular Glass Washer Jar used on many 1961-67 Cutlass-442 models as an accessory. Glass Jar includes the decal and cap or they can be ordered separately to restore your original bottle.

<b>OKB647</b>	Optikleen Triangular Glass Bottle with decal	1961-67 all	29.50
<b>OB647</b>	Optikleen Bottle Metal Mounting Bracket	1961-67 all	19.95
<b>OKBC647</b>	Optikleen Bottle Metal Cap	1961-67 all	7.50
<b>DC47</b>	Optikleen Bottle Decal	1961-67 all	5.00




**1964-77 Plastic Washer Fluid Jars:** The Washer Jars for 1964-67 use a flip open lid and have the fluid pick up fitting molded into the bottom of the jar. The lid for 1968-77 is the correct snap on design and uses a short length of hose on underside of lid for fluid pick up. Washer Jars are white for 1965-67 and 1970-77, black for 1964 and 1968-69 models. All Washer Jars include caps and mounting screws.

<b>WJ6405B</b>	Windshield Washer Plastic Jar (black)	1964 all	55.00
<b>WJ6405</b>	Windshield Washer Plastic Jar (white)	1965-67 all	45.00
<b>WJ6410</b>	Windshield Washer Plastic Jar (black)	1968-69 all	24.50
<b>WJ6415</b>	Windshield Washer Plastic Jar (white)	1970-72 all	24.50
<b>WJ7393</b>	Windshield Washer Plastic Jar (white)	1973-77 all	28.50
<b>WJC6894</b>	Windshield Washer Jar Cap	1968-77 all	4.50



**Washer Jar Filter:** Small plastic cone with metal screen filter inserts into the end of the fluid pick up tube inside washer jars. Used on all 1968-77 models.

<b>WJF6421</b>	Windshield Washer Jar Filter	1968-77 all	4.50
----------------	------------------------------	-------------	------



**Washer Nozzles and Rubber Washer Hoses:** New washer nozzles for 1966-72 models replace damaged or corroded originals. High quality rubber washer hose available in two sizes, check application. WWH682 is the rubber retainer that snaps into the underside of hood to secure the washer hoses.

<b>WN6653</b>	Windshield Washer Nozzles (at cowl)	1966-67 all	29.50 pr.
<b>WN6881</b>	Windshield Washer Nozzles (at cowl)	1968-72 all	29.50 pr.
<b>4460*</b>	Windshield Washer Hose to Pump and Filter	all models to 1977	3.50 ft.
	*with single white stripe		
<b>4457</b>	Windshield Washer Hose to Nozzles	all models to 1977	1.50 ft.
<b>WWH682</b>	Windshield Washer Hose Rubber Retainer on hood	1968-72 all	6.50



899508



WWA647B



3980353



WWA682



## Windshield Wiper Arms and Blades


1964-67 Cutlass have the same wiper arms for left and right sides. 1968-72 Wiper Arms are a different design from right to left. Driver side arm has a brace that attaches from under the wiper blade to a stud on the wiper transmission. 1968-72 Wiper Arms are for cars equipped with recessed park (wipers drop below windshield onto the stainless molding when in off position).

<b>WWA647B</b>	Windshield Wiper Arm (same both sides)	1964-67 all Cutlass/442	29.50 ea.
<b>WWA682</b>	Windshield Wiper Arm (sold in a pair)	1968-72 all w/ recessed park	89.00 pr.
<b>899508</b>	Satin Finish Wiper 15 " Blade	1961-67 all Cutlass/442	19.50 ea.
<b>3980353</b>	Satin Finish Wiper 16" Blade	1968-77 all Cutlass/442	19.50 ea.


WWP6872



WWM6872



WMWP6872



**1968-72 Windshield Wiper Motor & Washer Pumps:** New reproductions of the round bodied windshield wiper motors and washer pump assemblies for all 1968-72 Cutlass models. Available in the complete Wiper Motor and Washer Pump assembly, or you can purchase the pump or motor individually. Wiper motor and complete assembly both come with rubber mounting grommets and screws.

<b>WWP6872</b>	Washer Pump Assembly	1968-72 all Cutlass/442	89.50
<b>WWM6872</b>	Wiper Motor Assembly	1968-72 all Cutlass/442	239.50
<b>WMWP6872</b>	Wiper Motor and Washer Pump	1968-72 all Cutlass/442	329.00


**1963-78 Washer Pump Repair Kit:** This handy, easy to use kit contains the parts necessary to rebuild your inoperative washer pump.

<b>WPRK638</b>	Washer Pump Repair Kit	1963-78 all models	19.50
----------------	------------------------	--------------------	-------



**1968-72 Wiper Motor Mounting Gasket:** Foam rubber seal used between wiper motor and firewall.

<b>WMG682</b>	Wiper Motor Gasket	1968-72 all	8.50
---------------	--------------------	-------------	------



**Wiper Motor Mounting Screws and Grommets:** Sold in a set of three screws and three rubber grommets with metal collars. Fits 1964-72 all models.

<b>WPS647</b>	Wiper Grommets	1964-72 all models	7.50 set
---------------	----------------	--------------------	----------



## Ignition, Door, Trunk, Console and Glove Box Locks and Keys

Locks are available individually or in sets. 1961-68 models used the smaller octagon style key and 1969-77 models used the larger rectangular type key. All locks and sets supplied with 2 keys.

**Individual Lock Cylinders:** All individual locks include two keys. Keep in mind if you buy locks individually, they will each require a separate key. Door locks are sold in a pair with two matching keys.

### Ignition Lock Cylinders

<b>IC3565</b>	Ignition Lock Cylinder 1961-65 all models	23.50
<b>IC667</b>	Ignition Lock Cylinder 1966-67 all models	23.50
<b>IC68</b>	Ignition Lock Cylinder 1968 all models	23.50
<b>IC6978</b>	Ignition Lock Cylinder 1969-77 all models	23.50

### Door Locks

<b>DL678</b>	Door Lock Cylinders 1962-68 all models	39.00 pr.
<b>DL7181T</b>	Door Lock Cylinders 1969-77 all models	26.50 pr.

### Glove Box Locks

<b>CL612</b>	*Glove Box Lock Cylinder 1961-63 all models	33.00
<b>GB67</b>	*Glove Box Lock Cylinder 1964-67 all models	46.00
<b>GB690</b>	Glove Box Lock Cylinder 1969 all models	39.00
<b>GB693</b>	Glove Box Lock Cylinder 1970-74 all models	23.00
<b>GB757</b>	Glove Box Lock Cylinder 1975-77 all models	19.00

### Trunk Locks

<b>TL613</b>	Trunk Lock Cylinder 1961-63 all models	29.00
<b>TL678</b>	Trunk Lock Cylinder 1964-68 all models	29.00
<b>TL673</b>	Trunk Lock Cylinder 1969-77 all models	23.00

### Console Box Locks

<b>GB67</b>	*Console Box Cylinder 1961-69 all w/ console	46.00
<b>CL7071</b>	Console Box Cylinder 1970-72 all w/ console	39.00
* Keys and Tumbler only- no other parts		

### Glove Box, Trunk & Console Lock Set

<b>GTC70</b>	Glove Box, Trunk and Console Lock set	79.00
1970-72 models with a console, all three keyed alike		

### Door and Ignition Lock Sets:

Each set includes the Ignition Lock Cylinder and two Door Lock Cylinders. Each set is keyed alike and comes with two matching keys.

<b>DI615</b>	1962-65 all models	59.00
<b>DI667</b>	1966-67 all models	59.00
<b>DI680</b>	1968 all models	53.50
<b>DI690</b>	1969-77 all models	49.00

### Glove Box and Trunk Lock Sets:

Each set includes a Glove Box Lock Cylinder and Trunk Lock Cylinder. Each set is keyed alike and comes with two matching keys.


<b>GT63</b>	1962-63 all models	46.00
<b>GT67</b>	1964-67 all models	62.00
<b>GT690</b>	1969 all models	59.00
<b>GT693</b>	1970-73 all models	43.00
<b>GT757</b>	1974-77 all models	39.00

### Ignition, and Door Key Blanks

<b>3694624</b>	1964-66 all (octagon)	4.50
<b>7033454</b>	A 1967 all (octagon)	4.50
<b>7034680</b>	C 1968 all (octagon)	4.50
<b>7025014</b>	E 1969, 1973 & 1977 (square)	4.50
<b>7025282</b>	J 1970 & 1974 (square)	4.50
<b>7027275</b>	A 1971 & 1975 (square)	4.50
<b>7024229</b>	C 1972 & 1976 (square)	4.50

### Deck Lid and Glove Box

<b>7002238</b>	1961-66 (round)	4.50
<b>7033455</b>	B 1967 (round)	4.50
<b>7034702</b>	D 1968 (round)	4.50
<b>7025019</b>	H 1969, 1973 & 1977 (oval)	4.50
<b>7025288</b>	K 1970 & 1974 (oval)	4.50
<b>7027281</b>	B 1971 & 1975 (oval)	4.50
<b>7024235</b>	D 1972 & 1976 (oval)	4.50



# RUBBER PARTS

**HB61** Hood to Fender Bumper  
1961-62 all models 5.00 ea.



**HB63** Hood to Fender Bumpers  
1963 all (6 pc set) 32.00 set

HB61



HB63

**HB64** Hood to Fender Bumper  
1964-67 all models 4.50 ea.



HB64



**HB68** Hood to Fender Bumper  
1968-69 all models 4.50 ea.



HB70



HB68

**HB70** Hood to Fender Bumper  
1970-77 all models 4.50 ea.



**HB73** Hood Bumper and Adjusting  
Stud 1961-69 all models 8.50 ea.



**HB75** Hood Bumper at Cowl.  
Corrected new tooling.  
1970-72 all 6.50 ea.



**HB74** Hood Bumper and Adjusting Stud  
(front) 2 required per car.  
1968-79 all models 8.50 ea.



**DB85** Door Lock Pillar Bumper  
1964-66 all 4.50 ea.



**DB87** Door Lock Pillar Bumper  
1967 all 4.50 ea.



**DB90** Door Lock Pillar Bumper  
1968-77 all 3.50 ea.



**Cosmetic Rubber Bumpers:** Used on  
many 1961-77 Models for Glove Box &  
Console Doors and Front Hood Extension  
near Grilles on 1970 (use GB11).



**GB10** Bumper (rounded) 2.00 ea.

GB10


**GB11** Bumper (flat) 2.00 ea.



GB11

**1964-77 Clutch Pedal Rubber Bumper:**  
Used on all 1964-77 Cutlass with standard  
transmission. One used per car.

**CPB642** Clutch Pedal Bumper 4.50



**Door Handle and Door Lock Cylinder Gaskets:** Die  
cut rubber per original. One 2 pc set does one handle.

**DH612** Door Handle  
Gasket Set. Fits 1964-72  
all models 3.00 ea.



**DCG61** Door Lock Cylinder Gasket For  
1961-72 all models 2.95 ea.

**1968-72 Firewall Vacuum Line and  
Wiring Grommet:** Fits 1 3/4" Hole in  
firewall for A/C Vacuum lines and  
wiring.

**FG682** Firewall Grommet 7.00



**1968-72 Convertible / Power Accessory  
Wiring Grommet:** Rubber grommet has  
metal insert with mounting tabs on back  
side. 3 holes per original.

**FG682CA** Accessory Grommet 14.50

**1964-72 Speedometer Cable**

**Grommet:** Used on firewall where  
speedometer cable passes through.

**FG642S** Speedometer Grommet 7.00



**1964-72 Heater Blower Wire**

**Grommet:** 1 5/16" diameter with 1/4"  
center hole.

**FG579** Heater Wire Grommet 10.00



**DHS66** Door Bottom Drain Hole Sealing Strip: Fits  
1966-72 all models, uses 4 per car. 4.00 ea.



**TB65 Sheet Metal Plug:** For 1" diameter  
holes located at firewall, trunk floor, body  
floor, rear wheel wells, etc. 5.00 ea.

**TB63** Trunk Pan Rubber Plug used on  
1963-69 models. 4.50 ea.



**RPC64 Rocker Panel Inner Rubber Cover:**  
For 1964-68 all models. Used as a drain  
hole cover. 2 per car. 5.00 ea.

**Seat Back Bumpers:** Correct hard rubber with metal  
insert. Check picture for proper usage.

**SB65** Oval Seat Bumper 1968-  
77 some models 6.00 ea.

**SB61** Round Seat Bumper 1961-  
77 some models 5.50 ea.



# WEATHERSTRIPPING

**Convertible Roof Rail Weatherstrips:** 1962-72 Convertible Roof Rail Weatherstrips and Windshield Pillar Weatherstrips are available to seal your convertible top and doors. Convertible Roof Rail Weatherstrips are compression molded rubber with steel framing that have a better than original fit and appearance.

<b>RR613</b>	Roof Rail Weatherstrip (7 piece set)	1962-63 all Convertible	329.00 set
<b>RR645</b>	Roof Rail Weatherstrip (5 piece set)	1964-65 all Convertible	159.00 set
<b>RR667</b>	Roof Rail Weatherstrip (7 piece set)	1966-67 all Convertible	159.00 set
<b>HBS667</b>	Bow Seal Only (included with above)	1966-67 all Convertible	49.95
<b>RR682</b>	Roof Rail Weatherstrip (7 piece set)	1968-72 all Convertible	179.00 set
<b>HBS682</b>	Bow Seal Only (included with above)	1968-72 all Convertible	49.95

## Windshield Pillar Weatherstrip:

<b>WP623</b>	Windshield Pillar Weatherstrip	1962-63 all Convertible	78.00 pr.
<b>WP645</b>	Windshield Pillar Weatherstrip	1964-65 all Convertible	66.00 pr.
<b>WP667</b>	Windshield Pillar Weatherstrip	1966-67 all Convertible	66.00 pr.
<b>WP680</b>	Windshield Pillar Weatherstrip	1968 all Convertible	66.00 pr.
<b>WP682</b>	Windshield Pillar Weatherstrip	1969-72 all Convertible	66.00 pr.



**2 Door Hardtop Roof Rail Weatherstrips:** Correct ready-to-install weatherstrips that include inserted tabs and molded ends for accurate installation. Excellent original style fit and seal.

<b>RR62A</b>	Roof Rail Weatherstrip	1962-63 2 Door Holiday Coupes	93.00 pr.
<b>RR64</b>	Roof Rail Weatherstrip	1964-65 2 Door Holiday Coupes	66.00 pr.
<b>RR66</b>	Roof Rail Weatherstrip	1966-67 2 Door Holiday Coupes	66.00 pr.
<b>RR68</b>	Roof Rail Weatherstrip	1968 2 Door Holiday Coupes	66.00 pr.
<b>RR69</b>	Roof Rail Weatherstrip	1969-72 2 Door Holiday Coupes	66.00 pr.
<b>RR737</b>	Roof Rail Weatherstrip	1973-77 2 Door Cutlass and Cutlass S	79.50 pr.
<b>RR757</b>	Roof Rail Weatherstrip	1973-77 Cutlass Supreme	79.50 pr.
<b>RR787</b>	Roof Rail Weatherstrip	1978-87 Cutlass 2 Doors	89.00 pr.
<b>TT788</b>	T-Top Weatherstrip	1978-87 Cutlass w/ T-Tops	259.00 pr.



**2 Door Sedan, Holiday Coupe and Convertible Molded Door Weatherstrips:** Excellent quality foam rubber weatherstrips. Molded ends and plastic push-in retaining clips per original.

<b>DW62</b>	Door Weatherstripping	1962-63 2 Door Hardtop and Convertible	149.00 pr.
<b>DW62A</b>	Door Weatherstripping	1961-63 2 Door Sport Coupe (post model)	159.00 pr.
<b>DW64</b>	Door Weatherstripping	1964-65 2 Door Hardtop and Convertible	66.00 pr.
<b>DW64A</b>	Door Weatherstripping	1964-65 2 Door Sport Coupe (post model)	66.00 pr.
<b>DW67</b>	Door Weatherstripping	1966-67 2 Door Hardtop and Convertible	66.00 pr.
<b>DW67A</b>	Door Weatherstripping	1966-67 2 Door Sport Coupe (post model)	66.00 pr.
<b>DW68</b>	Door Weatherstripping	1968 2 Door Hardtop and Convertible	66.00 pr.
<b>DW69</b>	Door Weatherstripping	1969-72 2 Door Hardtop and Convertible	66.00 pr.
<b>DW69A</b>	Door Weatherstripping	1968-72 2 Door Sport Coupe (post model)	66.00 pr.
<b>DW73</b>	Door Weatherstripping	1973-77 all 2 Door Models	79.50 pr.
<b>DW787</b>	Door Weatherstripping	1978-87 all 2 Door Models	89.00 pr.



**1968-72 4 Door Hardtop Weatherstrips:** We now have the correct weatherstrips for Roof Rail, Front Door, Rear Door and Rear Door Glass Leading Edge (seals between the two side windows). All weatherstrips fit 1968-72 Cutlass Supreme Holiday Sedans (model 4239) 4 Door Hardtops.

<b>RR689</b>	Roof Rail Weatherstrips	1968-69 4 Dr Hardtop	175.00 pr
<b>RR702</b>	Roof Rail Weatherstrips	1970-72 4 Dr Hardtop	129.00 pr.
<b>DW702F</b>	Front Door Weatherstrips	1968-72 4 Dr Hardtop	129.00 pr.
<b>DW689R</b>	Rear Door Weatherstrips	1968-69 4 Dr Hardtop	139.00 pr.
<b>DW702R</b>	Rear Door Weatherstrips	1970-72 4 Dr Hardtop	129.00 pr.
<b>QW702</b>	Side Window Weatherstrips	1968-72 4 Dr Hardtop	39.00 pr.



**4 Door Sedan, Holiday Sedan & Vista Cruiser Molded Weatherstrips:** Exact quality as 2 Door Weatherstrips listed previously. Includes molded corners where needed and push-in tabs when necessary.

<b>DW64SDF</b>	Front Door Weatherstrips	1964-67 all 4 Door Sedan & Wagon	73.00 pr.
<b>DW64SDR</b>	Rear Door Weatherstrips	1964-67 all 4 Door Sedan	73.00 pr.
<b>DW66VCR</b>	Rear Door Weatherstrips	1966-67 Vista Cruiser Wagon	73.00 pr.
<b>RR6674</b>	Roof Rail Weatherstrips	1966-67 Holiday Sedan (4 Dr Htop)	79.50 pr.
<b>DW667HSF</b>	Front Door Weatherstrips	1966-67 Holiday Sedan (4 Dr Htop)	92.50 pr.
<b>DW667HSR</b>	Rear Door Weatherstrips	1966-67 Holiday Sedan (4 Dr Htop)	92.50 pr.
<b>QW6674D</b>	Leading Edge of Rear Door Glass Weatherstrips	1966-67 Holiday Sedan	29.00 pr.
<b>DW68SDF</b>	Front Door Weatherstrips	1968-72 all 4 Door Sedan & Wagon	73.00 pr.
<b>DW68SDR</b>	Rear Door Weatherstrips	1968-72 all 4 Door Sedan	73.00 pr.
<b>DW68VCR</b>	Rear Door Weatherstrips	1968-72 all Vista Cruiser Wagon	73.00 pr.



**Front Door Ventilator Rubber Weatherstrip Set:** For 1961-72 Models with front vent windows. Tooled in curved molds for correct fit. Only models listed are currently available.

<b>VR613</b>	Vent W/Strip Set	1961-63 All Closed Models	94.50 set
<b>VR613A</b>	Vent W/Strip Set	1962-63 All Convertibles	94.50 set
<b>VR645</b>	Vent W/Strip Set	1964-65 2 Door Hardtop and Convertible	84.50 set
<b>VR667</b>	Vent W/Strip Set	1966-67 2 Door Hardtop and Convertible	84.50 set
<b>VR680A</b>	Vent W/Strip Set	1968 2 Door Hardtop and Convertible	84.50 set
<b>VR680</b>	Vent W/Strip Set	1968-72 2 Door Post Coupe	84.50 set

#### Vertical Vent Window Channel:

For use in all 1964-68 2 Door Hardtop and Convertible. This part is used exclusively for vent frame to front door window channeling. Sold in 35" strips that include molded end bumper. Cut to proper size.



<b>C909-645</b>	1964-65 Vent Window Channel	39.00 pr.
<b>C909-667</b>	1966-67 Vent Window Channel	39.00 pr.
<b>C909-680</b>	1968 Vent Window Channel	39.00 pr.

#### Flexible Window Channel:

Used around perimeter of front and rear windows on 1964-72 Sport Coupes (post models), 4 Door Sedans, and Vista Cruisers. Flocked rubber with exact configuration. Cutting to proper length is required for installation. Available in 6 ft. length only.




<b>C808</b>	Window Channel (6 foot piece)	19.75 ea.
-------------	-------------------------------	-----------

**1975-77 Hurst T-Tops Second Design Weatherstrip Sets:** These T-Top seals are for the 2nd design T-Tops supplied by Hurst. General Motors introduced a second design weatherstrip about half way through 1975 to correct leaking problems from the early versions. Second design weatherstrips will not work in conjunction with first design T-Tops. Please check the cross section diagram to the right for proper application. The second design glass sections have a chrome trim around the perimeter, the first design did not have the chrome trim. Weatherstrips are sold in a pair for the main body sections and there are separate pieces for the seal above the glass (that attaches to the T-Top glass panel).



<b>TT7557</b>	1975-77 Cutlass Supreme T-Top Weatherstrips	599.00 pr.
<b>TT7537</b>	1975-77 Cutlass & Cutlass 'S' T-Top Weatherstrips	599.00 pr.
<b>TT757</b>	1975-77 all models Weatherstrip Above Side Window	99.00 pr.



**1961-65 Outer Belt Weatherstrip and Seal:** Located on outer edge of side windows. Rubber strip with chrome bead and aluminum backing. Differs slightly from original but is closest possible match. Cutting to proper length is required.

<b>C505</b>	Window Channel (4 ft length)	1961-65 Cutlass	29.50 ea.
<b>C505A</b>	Window Channel (2 ft length)	1961-65 Cutlass	18.50 ea.



**8008 Weatherstrip Adhesive:** Black rubber to metal cement supplied by 3M. Available in a 5 fl. oz. tube. 13.50 tube



# WINDOW CHANNEL & QUARTER WINDOW SEALS



**Window Channel Kits:** 1964-72 OEM Style Two Door and Convertible 8 piece Channel Kits. One kit supplies the 4 inside and 4 outside horizontal sweepers (fuzzies). Complete with appropriate fasteners. Channel Kits for 1968-70 Cutlass Holiday Coupes with the B85 reveal molding option are also available. These attach to the molding rather than the top of the door and have no chrome bead on the outers.

<b>CK64</b>	1964 2 Door Hardtop	129.00
<b>CK64A</b>	1964 Convertible	129.00
<b>CK65</b>	1965 2 Door Hardtop	129.00
<b>CK65A</b>	1965 Convertible	129.00
<b>CK66</b>	1966-67 2 Door Hardtop	129.00
<b>CK66B</b>	1966-67 Sport Coupe	129.00
<b>CK66A</b>	1966-67 Convertible	129.00
<b>CK68</b>	1968 2 Door Hardtop	129.00
<b>CK68B</b>	1968-69 Sport Coupe	129.00
<b>CK68A</b>	1968 Convertible	129.00
<b>CK68HR</b>	1968 Cutlass/442 Holiday Coupe	
	with B85 reveal molding	133.00
<b>CK69</b>	1969 2 Door Hardtop	129.00
<b>CK69A</b>	1969 Convertible	129.00
<b>CK69HR</b>	1969 Cutlass/442 Holiday Coupe	
	with B85 reveal molding	133.00
<b>CK70</b>	1970-72 2 Door Hardtop	129.00
<b>CK70A</b>	1970-72 Convertible	129.00
<b>CK70B</b>	1970-72 Sport Coupe	129.00
<b>CK70HR</b>	1970-72 Cutlass/ 442 Holiday Coupe	
	with B85 reveal molding	133.00
<b>CK70SR</b>	1970-72 Supreme Coupe	
	with reveal molding.	129.00
<b>CK70S</b>	1970-72 Supreme Coupe	
	without reveal molding	129.00

**Select 4 Piece Outer Kits:** Same material as eight piece kits, but no inner fuzzies supplied.

<b>CK664</b>	1966-67 2 Dr Hardtop (4 pc kit)	93.00
<b>CK66A4</b>	1966-67 Convertible (4 pc kit)	93.00
<b>CK684</b>	1968 2 Dr Hardtop (4 pc kit)	93.00
<b>CK68A4</b>	1968 Convertible (4 pc kit)	93.00
<b>CK694</b>	1969 2 Dr Hardtop (4 pc kit)	93.00
<b>CK69A4</b>	1969 Convertible (4 pc kit)	93.00
<b>CK704</b>	1970-72 2 Door Hardtop (4 pc kit)	93.00
	(fits 'S' & 442 only, not supreme)	
<b>CK70A4</b>	1970-72 Convertible (4 pc kit)	93.00

## 1973-77 Outer and 1981-88 Outer Door Sweepers :

The outer sweeper pieces attach to the top edge of the door and seal up against the glass. 1981-88 are available for cars with or without B85 reveal moldings. Only two door models are available.

<b>CK73</b>	1973-77 2 Door (outers)	199.00 pr.
<b>CK818</b>	1981-88 2 Door outer sweepers	
	without reveal moldings	129.00 pr.
<b>CK818R</b>	1981-88 2 Door outer sweepers	
	with reveal moldings	129.00 pr.



**QW8485**



## Quarter Window Vertical Weatherstrips:

Located between sidewindows on 2 Door Hardtop and Convertibles. This is the rubber seal that is on the leading edge of the quarter window. Correct metal-inserted rubber strips per original.

<b>QW613</b>	1961-63 F85/Cutlass	32.50 pr.
<b>QW4041</b>	1964-65 Holiday Coupe	23.50 pr.
<b>QW4243</b>	1964-65 Convertible	23.50 pr.
<b>QW7576</b>	1966-67 Cutlass/442	23.50 pr.
<b>QW8485</b>	1968-72 Cutlass/442	23.50 pr.

## 1964-72 Quarter Window Chrome Sash

**Channel:** Vertical chrome piece that fits between the front door window and the rear quarter window on all 1964-72 2 Door Hardtops and Convertibles. The quarter window weatherstrip fits in this piece.

<b>SC645L</b>	1964-65 Left Sash Channel	45.00
<b>SC645R</b>	1964-65 Right Sash Channel	45.00
<b>SC667L</b>	1966-67 Left Sash Channel	39.00
<b>SC667R</b>	1966-67 Right Sash Channel	39.00
<b>SC682L</b>	1968-72 Left Sash Channel	42.00
<b>SC682R</b>	1968-72 Right Sash Channel	42.00



## Body Pillar Sealing Strip:

Located directly under the Quarter Window Vertical weather-strips on 1962-72 Hardtops and Convertibles. Correct copy of a difficult part to reproduce. Steel insert in rubber as per original.

<b>BP1111</b>	1962-63 F85/Cutlass Conv.	43.00 pr.
<b>BP1111A</b>	1962-63 F85/Cutlass 2 Dr Hardtop	36.50 pr.
<b>BP1314</b>	1964-65 all 2 Door HT & Conv.	33.50 pr.
<b>BP9899</b>	1966-67 all 2 Door HT & Conv.	21.50 pr.
<b>BP5455</b>	1968-72 all 2 Door HT & Conv.	23.50 pr.



**BP5455**



**1968-72 Basic Starter Weatherstrip Kits:** The following 'starter' weatherstrip kits are available for 1968-72 Holiday Coupe and Convertible models. Basic starter kits include the door weatherstrip, roof rail weatherstrip and trunk weatherstrip for the Holiday Coupe models. Convertible kits include the door weatherstrip, 7 piece roof rail weatherstrip set, windshield pillar weatherstrip and trunk weatherstrip.

<b>BWK68</b>	Starter Weatherstrip Kit	1968 Holiday Coupe	133.00 kit
<b>BWK68CV</b>	Starter Weatherstrip Kit	1968 Convertible	290.00 kit
<b>BWK69</b>	Starter Weatherstrip Kit	1969 Holiday Coupe	133.00 kit
<b>BWK69CV</b>	Starter Weatherstrip Kit	1969 Convertible	290.00 kit
<b>BWK702</b>	Starter Weatherstrip Kit	1970-72 Holiday Coupe	123.00 kit
<b>BWK702CV</b>	Starter Weatherstrip Kit	1970-72 Convertible	290.00 kit



**1964-72 Cutlass-442 Holiday Coupe and Convertible Weatherstrip Kits:** Complete weatherstrip kits for all 1964-72 Cutlass and 442 Holiday Coupe (2 Door Hardtop) and Convertible models. Kits for Holiday Coupes include door, roof rail, trunk, quarter window, body pillar and vent window weatherstrips (for 1964-68 models). The Convertible kits include door, roof rail, windshield pillar, trunk, quarter window, body pillar and vent window weatherstrips (for 1964-68 models). Window channel kits (fuzzies or sweepers) are not included in any of the weatherstrip kits, order these separately.

<b>CWK645</b>	Weatherstrip Kit	1964-65 Holiday Coupe	299.00 kit
<b>CWK645CV</b>	Weatherstrip Kit	1964-65 Convertible	469.00 kit
<b>CWK667</b>	Weatherstrip Kit	1966-67 Holiday Coupe	289.00 kit
<b>CWK667CV</b>	Weatherstrip Kit	1966-67 Convertible	459.00 kit
<b>CWK68</b>	Weatherstrip Kit	1968 Holiday Coupe	289.00 kit
<b>CWK68CV</b>	Weatherstrip Kit	1968 Convertible	469.00 kit
<b>CWK692</b>	Weatherstrip Kit	1969-72 Holiday Coupe	179.00 kit
<b>CWK692CV</b>	Weatherstrip Kit	1969-72 Convertible	349.00 kit



**Rubber Bumper Detail Kits:** Combined with the above weatherstrip kits, these convenient kits will finish off all the rubber bumpers throughout the vehicle. Kits contain the Hood to Fender Bumpers, Hood Adjuster Bumpers, Cowl Lacing Strip, Cowl Bumper, Door Bumpers and Trunk Lid Bumpers.

<b>RBK646</b>	Rubber Bumper Kit	1964-66 all	72.00 kit
<b>RBK67</b>	Rubber Bumper Kit	1967 all	72.00 kit
<b>RBK68</b>	Rubber Bumper Kit	1968 all	76.50 kit
<b>RBK69</b>	Rubber Bumper Kit	1969 all	76.50 kit
<b>RBK702</b>	Rubber Bumper Kit	1970-72 all	74.50 kit



# SEAT UPHOLSTERY AND DOOR PANELS

Colors other than black, white, pearl white, and parchment are not in stock. Special order colors take time. You must allow a minimum of 6 to 8 weeks. We typically have 1968-72 Black and White interiors in stock, earlier years need to be ordered. Because of materials, dye lots, and other possible changes, we recommend all interior components be replaced at one time. We are not responsible for dye lot changes. You must request a sample to ensure correct color. Seat kits are sewn in the appropriate pattern with the closest material match available. Door panels include carpet where offered originally. We now are able to offer many of the 1968-72 Door Panels and Rear Trim panels assembled, which means they have the upper reinforcements, door lock ferrule, and window sweepers already attached. Door panel emblems and arm rest assemblies need to be transferred from your old panels. For earlier years, you will need to reuse your emblems, window channel, arm rests, and upper metal reinforcement from your existing panels for the un-assembled door panels. Headrest covers are sold separately, they are not included with seat covers.

**1964 Cutlass and 442:** Specify Holiday Coupe or Convertible when ordering. The 1964 Sport Coupe interior is not available. Colors available are Black, Light Blue, Red, Saddle and White.

<b>64BK</b>	1964 All Bucket Seats (specify color)	359.00 pr.
<b>64FS</b>	1964 All Buckets and Rear Bench Set (specify color)	598.00 set
<b>64DP</b>	1964 Door Panels (un-assembled)(specify color)	255.00 pr.
<b>64RQ</b>	1964 Rear Trim Panels and Ash Covers (un-assembled) (specify color)	199.00 set



**1965 Cutlass and 442:** Specify Holiday Coupe, Convertible or Sport Coupe when ordering. Colors available are Black, Light Blue, Pearl, Red, Slate and Off-White for the Holiday models. The Sport Coupe colors are Metallic Red, Black, Light Blue, Pearl, Off-White and Ivy Gold.

<b>65BK</b>	1965 All Bucket Seats (specify color)	359.00 pr.
<b>65FS</b>	1965 All Buckets and Rear Bench Set (specify color)	598.00 set
<b>65DP</b>	1965 Door Panels (un-assembled) (specify color)	255.00 pr.
<b>65RQ</b>	1965 Rear Trim Panels and Ash Cover (un-assembled) (specify color)	199.00 set



**1966 Cutlass and 442:** Specify Holiday Coupe, Convertible or Sport Coupe when ordering. Colors available are Metallic Red, Black, Light Blue, Parchment, and Red for the Holiday models. The Sport Coupe colors are Black, Light Blue, Parchment or Red. Sport Coupes have the 'X' pattern in the seat covers and only front and rear bench seats are available. No Door Panels or Rear Trim Panels are available for the Sport Coupes.

<b>66BK</b>	1966 All Bucket Seats (specify color)	359.00 pr.
<b>66FS</b>	1966 All Buckets and Rear Bench Set (specify color)	598.00 set
<b>66DP</b>	1966 Door Panels (un-assembled) (specify color)	255.00 pr.
<b>66RQ</b>	1966 Rear Trim Panels and Ash Cover (un-assembled)(specify color)	199.00 set



**1967 Cutlass and 442:** Specify Holiday Coupe, Convertible or Sport Coupe when ordering. Colors available are Black, Light Blue, Parchment, and Red for the Holiday models. The Sport Coupe colors are Black or Parchment. Only front and rear bench seats are available for the Sport Coupes. No Door Panels or Rear Trim Panels are available for the Sport Coupes.

<b>67BK</b>	1967 All Bucket Seats (specify color)	359.00 pr.
<b>67FS</b>	1967 All Buckets and Rear Bench Set (specify color)	598.00 set
<b>67DP</b>	1967 Door Panels (un-assembled) (specify color)	255.00 pr.
<b>67RQ</b>	1967 Rear Trim Panels and Ash Cover (un-assembled)(specify color)	199.00 set



**1968 Cutlass 'S' and 442:** Specify Holiday Coupe, Sport Coupe or Convertible when ordering. Colors available are Black, Light Blue, '68 Blue, Pearl and Ivy Gold. For cars with split front bench the same pricing is used as for bucket seats. The door panels are available assembled on Holiday Coupes and Convertibles. Assembled rear trim panels are available only for the Holiday Coupes and Convertible. For the Sport Coupes you will need to assemble them yourself.

<b>68BK</b> 1968 All Bucket Seats (specify color)	359.00 pr.
<b>68FS</b> 1968 All Buckets and Rear Bench set (specify color)	598.00 set
<b>68DP</b> 1968 Door Panels, Holiday Coupe & Conv. (assembled) (specify color)	395.00 pr.
<b>68DPS</b> 1968 Door Panels Sport Coupe (un-assembled)	295.00 pr.
<b>68RQ</b> 1968 Rear Trim Panels Holiday Coupe (assembled) (specify color)	295.00 pr.
<b>68RQC</b> 1968 Rear Trim Panels and Ash Covers Convertibles (assembled) (specify Color)	359.00 set
<b>68RQS</b> 1968 Rear Trim Panels Sport Coupe (un-assembled) (specify color)	215.00 pr.



**1969 Cutlass 'S' and 442:** Specify Holiday Coupe, Convertible or Sport Coupe when ordering. Colors available are Mustard Gold, Black, Light Blue, Light Green, Red and Off-White. Same pricing is used for the cars with front bench seats as the pair of buckets. Sport Coupe Door Panels and Rear Trim Panels are only available un-assembled. 1969 Cutlass Supreme interiors are not available.

<b>69BK</b> 1969 All Bucket Seats (specify color)	359.00 pr.
<b>69FS</b> 1969 All Buckets and Rear Bench set (specify color)	598.00 set
<b>69DP</b> 1969 Door Panels, Holiday Coupe and Conv. (assembled) (specify color)	395.00 pr.
<b>69DPS</b> 1969 Door Panels, Sport Coupe (un-assembled)	295.00 pr.
<b>69RQ</b> 1969 Rear Trim Panels, Holiday Coupe (assembled) (specify color)	295.00 pr.
<b>69RQC</b> 1969 Rear Trim Panels and Ash Covers Convertibles (assembled) (specify Color)	359.00 set
<b>69RQS</b> 1969 Rear Trim Panels Sport Coupe (un-assembled) (specify color)	215.00 pr.




**1970 Cutlass 'S' and 442 Coupes:** Specify Holiday Coupe or Sport Coupe when ordering. Colors available are Black, Light Blue, Dark Green Metallic, Pearl or Gold. Door Panels and Rear Trim Panels for the Sport Coupes are only available un-assembled. 1970 Cutlass 'S' and 442 Coupes have the horizontal and vertical pleats with a 'V' pattern on the seats.

<b>70BK</b> 1970 Bucket Seats or Front Bench Seat (specify color)	359.00 pr.
<b>70FS</b> 1970 Buckets and Rear Bench set (specify color)	598.00 set
<b>70DP</b> 1970 Door Panels, Holiday Coupe (assembled) (specify color)	395.00 pr.
<b>70DPSC</b> 1970 Door Panels, Sport Coupe (un-assembled) (specify color)	295.00 pr.
<b>70RQ</b> 1970 Rear Trim Panels and Ash Covers Holiday Coupe (assembled) (specify color)	379.00 set
<b>70RQSC</b> 1970 Rear Trim Panels and Ash Covers, Sport Coupe (un-assembled) (specify color)	215.00 set



**1970 Cutlass Supreme Coupe & Convertible and 442 Convertibles:** Specify Holiday Coupe or Convertible when ordering. Colors available are Black, '68 Blue, Dark Metallic Green, Pearl, Dark Saddle or Gold. 1970 Cutlass Supreme and 442 Convertibles have the vertical pleats on the bottoms and a four square design with buttons on the seat backrest section. The Rear Trim panels for the Coupes are only available un-assembled.

<b>70BKS</b> 1970 Bucket Seats or Front Bench Seat (specify color)	359.00 pr.
<b>70FSS</b> 1970 Buckets and Rear Bench set (specify color)	598.00 set
<b>70DPS</b> 1970 Door Panels (assembled) (specify color)	395.00 pr.
<b>70RQS</b> 1970 Rear Trim Panels and Ash Covers, Holiday Coupes (un-assembled) (specify color)	249.00 set
<b>70RQCS</b> 1970 Rear Trim Panels and Ash Covers, Convertible (assembled) (specify color)	359.00 set




**1971 & 1972 Cutlass Supreme & 442 Convertible:** Specify Holiday Coupe or Convertible when ordering. Colors available for 1971 are Black, Dark Blue, Jade Green, Pearl and Sienna Brown. 1972 colors are Black, Dark Blue, Dark Green, White, Dark Saddle and Sandalwood. Rear Trim Panels for the Holiday Coupes are only available un-assembled.

<b>712BK</b> 1971-72 Bucket Seats or Front Bench (specify color)	359.00 pr.
<b>712FS</b> 1971-72 Buckets and Rear Bench set (specify color)	598.00 set
<b>712DP</b> 1971-72 Door Panels (assembled) (specify color)	395.00 pr.
<b>712RQ</b> 1971-72 Rear Trim Panels and Ash Covers Holiday Coupes (un-assembled) (specify color)	249.00 set
<b>712RQC</b> 1971-72 Rear Trim Panels and Ash Covers Convertibles (assembled) (specify color)	359.00 set



**1971 Cutlass 'S' and 442 Coupes:** Specify Holiday Coupe or Sport Coupe when ordering. Colors available are Black, Pearl, Sienna Brown, Jade Green and Dark Blue. Sport Coupe Door Panels and Rear Trim Panels are only available un-assembled.

<b>71BK</b> 1971 Bucket Seats or Front Bench (specify color)	359.00 pr.
<b>71FS</b> 1971 Buckets and Rear Bench set (specify color)	598.00 set
<b>71DP</b> 1971 Door Panels, Holiday Coupe (assembled) (specify color)	395.00 pr.
<b>71DPS</b> 1971 Door Panels, Sport Coupe (un-assembled) (specify color)	295.00 pr.
<b>71RQ</b> 1971 Rear Trim Panels and Ash Covers Holiday Coupe (assembled) (specify color)	379.00 set
<b>71RQS</b> 1971 Rear Trim Panels and Ash Covers Sport Coupe (un-assembled) (specify color)	279.00 set



**1972 Cutlass 'S' and 442 Coupes:** Specify Holiday Coupe or Sport Coupe when ordering. Colors available are Black, Dark Green, White, Sandalwood, Dark Saddle and Dark Blue. Sport Coupe Door Panels and Rear Trim Panels are only available un-assembled.

<b>72BK</b> 1972 Bucket Seats or Front Bench (specify color)	359.00 pr.
<b>72FS</b> 1972 Buckets and Rear Bench set (specify color)	598.00 set
<b>72DP</b> 1972 Door Panels, Holiday Coupe (assembled) (specify color)	395.00 pr.
<b>72DPS</b> 1972 Door Panels, Sport Coupe (un-assembled) (specify color)	295.00 pr.
<b>72RQ</b> 1972 Rear Trim Panels and Ash Covers Holiday Coupe (assembled) (specify color)	379.00 set
<b>72RQS</b> 1972 Rear Trim Panels and Ash Covers Sport Coupe (un-assembled) (specify color)	279.00 set



# INTERIOR DASH, GLOVE BOX AND DOOR PANEL EMBLEMS



**1965 442 Dash Emblem:** Chrome plated emblem with tri-color 442, ribbed black background and maroon in the rocket section. Fits dash on all 1965 442 models.

**SE65D** 1965 442 Dash Emblem 42.00

## 1966 442 Dash Emblem:

Ribbed plate with black background and chrome border and tri-color 442 emblem. Fits dash board on all 1966 442 models. Note: Production car 442 emblems were slightly higher on the emblem. The NOS sample we used for tooling has the 442 placement lower.

**SE66D** 1966 442 Dash Emblem 39.00

## 1967 442 Dash Emblem:

Quality chrome plating around black ribbed background, tri-colored 442 emblem with small rocket emblem above. Used on dash on all 1967 442 models.

**SE67D** 1967 442 Dash Emblem 39.00



**1968-69 Cutlass Supreme Glove Box Emblem:** Self adhesive, stamped aluminum emblem fits inside bezel on glove box door. Embossed lettering painted black.

**SE689CS** 1968-69 Supreme Glove Box Decal 19.50



**1968-69 442 Glove Box Emblem:** 1968-69 442 used a self adhesive, stamped aluminum 442 Glove Box Decal. Mounted in bezel on glove box door.

**SE689** 1968-69 442 Glove Box Decal 19.50

## 1970-72 F85 Glove Box Emblem:

Chrome plated die cast emblem with black highlights and background.

Mounts on glove box door for all 1970-72 F-85 models.

**SE702FG** 1970-72 'F-85' Glove Box Emblem

26.50



## 1970-71 442 Glove Box Emblem:

1970-71 442s use a tri-color metal emblem with black background.

May also be used on 72 442, although not correct.

**SE701** 1970-71 442 Glove Box Emblem 29.50



## 1970-72 Cutlass

### Supreme Glove Box

**Emblem:** Die cast chrome emblem with black background.

Installed on all 1970-72 Cutlass Supreme models.

**SE702CS** 1970-72 'Cutlass Supreme'

Glove Box Emblem

29.50



## 1970-72 Cutlass Glove Box

**Emblem:** Chrome plated die cast emblem with black highlights in letters and background. Mounts on

glove box door for all 1970-72 Cutlass models.

**SE702C** 1970-72 'Cutlass' Glove Box Emblem

27.50



## 1969 442 & Hurst Olds Door Panel Rocket

**Emblem:** Chrome rocket emblem with black highlights mounted on door panels for all 1969 442 & Hurst Olds models.

**SE69DP** 1969 442 & H/O Door Panel

Rocket Emblem

21.50 ea.



## 1970-72 442 Door Panel Rocket Emblem:

Fits 1970 442 Coupe & Convertible and 1971-72 442 Holiday Coupe. Chrome rocket with black and maroon highlights.

**SE702DP** 1970-72 442 Door Panel

Rocket Emblem

21.50 ea.



**1971-72 'S' Door Panel Emblem:** Chrome plated 'S' emblem with claret red background installs on the door panels of all 1971-72 Cutlass S models and 1972 442 models.





**SE712DP** 1971-72 'S' Door Panel Emblem

19.50 ea.



### Bucket Seat Backs And Lower Seat Panels:

Quality reproductions made from ABS injection plastic molds. Chrome piping trim included with backs and lower panels or sold separately. 1968 Backs and Lower Panels include the stainless bullets at the end of the piping. 1969-72 Chrome Seat Piping do not use the bullet end as the plastic on the panels is molded to finish that area. We stock black backs for 1968-72, pearl white for 1968-71, and bright white for 1972 cars. Grain pattern and color is the closest match available to originals.

<b>SB680B</b>	Black Seat Backs	1968 all with bucket seats	109.00 pr.	
<b>SB680P</b>	Pearl Seat Backs	1968 all with bucket seats	149.00 pr.	
<b>BSP68B</b>	Black Lower Panels (4 pcs)	1968 all with bucket seats	109.00 set	
<b>BSP68P</b>	Pearl Lower Panels (4 pcs)	1968 all with bucket seats	149.00 set	
<b>SB750B</b>	Black Seat Backs	1969-72 all with bucket seats	109.00 pr.	
<b>SB750W</b>	White Seat Backs	1972 all with bucket seats	119.00 pr.	
<b>SB750P</b>	Pearl Seat Backs	1969-71 all with bucket seats	119.00 pr.	
<b>BSP69B</b>	Black Lower Panels (4 pcs)	1969-72 all with bucket seats	119.00 set	
<b>BSP69W</b>	White Lower Panels (4 pcs)	1972 all with bucket seats	136.00 set	
<b>BSP69P</b>	Pearl Lower Panels (4 pcs)	1969-71 all with bucket seats	149.00 set	
<b>MSP667</b>	Molded Bucket Seat Piping with end caps	1966-67 all with bucket seats	109.00 set	
<b>MSP68</b>	Molded Bucket Seat Piping with end caps	1968 all with bucket seats	109.00 set	
<b>MSP690</b>	Molded Bucket Seat Piping	1969-72 all with bucket seats	96.00 set	
<b>MSP73</b>	Molded Bucket Seat Piping	1973-74 Supreme, 1976-77 buckets	69.00 set	
<b>BKP692</b>	Seat Back/Lower Panel Mounting Hardware Kit	1969-72 all	8.50 kit	

**Bucket Seat Back Lock Button And Escutcheon Assembly:** Used on all 1967-72 models with bucket seats. 1967-68 lock is metal and mounts on the upper side of seat back, while the 1969-72 lock is chrome plastic, includes the escutcheon and is located in the center of the plastic seat back panel. Two locks used per car.

<b>SLB678</b>	Bucket Seat Back Lock	1967-68 all	29.50 ea.
<b>SLB692</b>	Bucket Seat Back Lock	1969-72 all	19.50 ea.



### Seat Foam Padding

A four piece contoured set of bucket seat foam will restore your bucket seats to original shape. We recommend a new set of seat foam padding when installing new seat kits. The rear seats did not use molded foam padding.

<b>SF645</b>	1964-65 Bucket Seat Foam (2 bucket seats)	189.00 pr.
<b>SF667</b>	1966-67 Bucket Seat Foam (2 bucket seats)	189.00 pr.
<b>SF680</b>	1968-70 Bucket Seat Foam (2 bucket seats)	189.00 pr.
<b>SF712</b>	1971-72 Bucket Seat Foam (2 bucket seats)	189.00 pr.
<b>BSF682*</b>	1968-72 Bench Seat Foam Set (one front bench)	249.00

Cutlass Supreme bench foam requires modification for armrest.

**\*Shipping Surcharge of \$25.00 shipped to a U.S. address.**

**1969-72 Molded Headrest Assemblies:** Complete Molded Bucket Seat Headrests are available to complete your interior restoration. Black is the only color available, other colors require dye to match. We can order headrest covers in all interior colors, which will cover your old headrests. This is not original but the end results are excellent and more durable than dying the headrests.


<b>HR690</b>	Molded Headrest Assembly	1969 all Bucket Seats	179.00 pr.
<b>HR702</b>	Molded Headrest Assembly	1970-72 all Bucket Seats	179.00 pr.
<b>HRC692</b>	Sewn Headrest Covers	1968-72 (specify year and color)	43.50 pr.



### 1964-67, 1968 & 1969-72 Chrome Plastic Arm Rest Bases:

The 1964-67 Chrome Arm Rest Bases are a true base and the pad mounts to these bases. The 1968-72 Chrome Bases are the chrome backing plate that mounts against the door panel. AB692 measures approximately 13" x 5 3/4" and will also fit rear doors for 1969-70 4drs & wagons. 1968 Chrome Arm Rest Bases with the silver painted ribbed section apply to Cutlass S & 442 models, will not fit Supreme.


<b>AB640</b>	Chrome Arm Rest Base (14 3/4" long) 1962-64 2 door hardtop and conv	69.00 pr.
<b>AB667</b>	Chrome Arm Rest Base (13" long) 1965-67 2 door hardtop and conv	59.00 pr.
<b>AB657</b>	Chrome Arm Rest Base (10 1/2" long) 1965-67 Sport Coupe (2 Dr Sedan)	49.00 pr.
<b>AB680</b>	Chrome Arm Rest Base 1968 2 door models on front doors	85.00 pr.
<b>AB692</b>	Chrome Arm Rest Base 1969-72 all models	39.50 pr.




AB680



AB692



AB640



AB667



AB657

**1968-72 Front Door Arm Rest Lower Base:** Fits 1968-72 all except 1968-69 Cutlass Supreme. This is the lower portion that the arm rest pad mounts to. Black, white, and pearl white in stock. For other colors you must dye to match interior color. You will need to re-use your molding in the recessed portion of the base or purchase new ones (listed below) separately.


<b>ARP700</b>	Black Lower Base 1968-69 Cutlass S & 442, 1970-72 all	76.50 pr.
<b>ARP700W</b>	White Lower Base 1968-69 Cutlass S & 442, 1970-72 all	76.50 pr.
<b>ARP700P</b>	Pearl Lower Base 1968-69 Cutlass S & 442, 1970-72 all	76.50 pr.

**1968-72 Arm Rest Moldings:** Stainless steel molding that is inserted into the recessed area of the arm rest bases. Fits 1968-72 many Cutlass models, sold in pairs.


<b>ABM682</b>	Arm Rest Base Stainless Moldings 1968-72 Cutlass	49.50 pr.
---------------	--	-----------

**Front Door Panel Arm Rest Pads:** Correct grain and texture vinyl arm rest pads attach to top of the arm rest bases. Arm Rest pads sold in pairs only. Other colors available as a special order, please inquire.

<b>ARP667BL</b>	Black Arm Rest Pads 1965-67 2 door hardtop and convertible	59.00 pr.
<b>ARP657B</b>	Black Arm Rest Pads 1965-67 Sport Coupe (2 Dr Sedan)	69.50 pr.
<b>ARP10BL</b>	Black Arm Rest Pads 1968-69 Cutlass S & 442, 1970-72 all	55.00 pr.
<b>ARP10PR</b>	Parchment Arm Rest Pad 1968-69 Cutlass S & 442, 1970-72 all	55.00 pr.
<b>ARP10P</b>	Pearl Arm Rest Pad 1968-69 Cutlass S & 442, 1970-72 all	55.00 pr.
<b>ARP10WH</b>	White Arm Rest Pad 1968-69 Cutlass S & 442, 1970-72 all	55.00 pr.



ARP667BL



ARP657B



ARP10BL

# INTERIOR ACCESSORIES

## 1969-72 Bucket Seat Headrest Escutcheon And Lock Assemblies:

For 1969 we have the cover separately or complete assemblies. 1970-72 is the entire assembly including push buttons. High quality chromed plastic.


Four used per car, two per headrest.

<b>HRE690</b>	Headrest Lock Cover only	1969 all	11.00 ea.
<b>HRE690C</b>	Headrest Lock Assembly	1969 all	39.00 pr.
<b>HRE692</b>	Headrest Lock assembly	1970-72 all	11.50 ea.



**Door Panel Pull Strap End Caps:** Used on all models with pull straps on the front door panels. Quality chrome with a brushed finish on the face. Some models from 1974-77 used plastic caps. Metal caps snap onto clip that holds the ends of the pull straps. Plastic caps use a screw to mount to door panel. Sold individually or in a set of four. Used on various 1970-77 Cutlass-442 models.

<b>DPEC707</b>	Pull Strap End Cap (metal)	22.00 ea.
	1970-77 with pull straps	
<b>DPEC707S</b>	Pull Strap End Cap Set (metal)	73.00 set 4
	1970-77 with pull straps	
<b>DPEC748</b>	Pull Strap End Cap (plastic)	22.00 ea.
	1974-77 with pull straps	
<b>DPEC748S</b>	Pull Strap End Cap Set (plastic)	73.00 set 4
	1974-77 with pull straps	



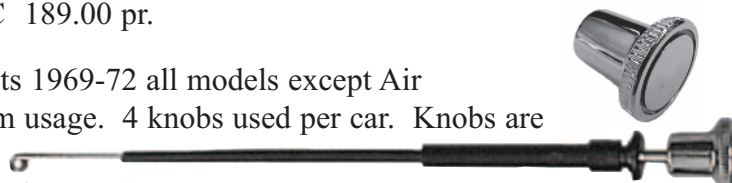
**1968-72 Front Lower Kick Panels:** New kick panel assemblies with the vents for all non air conditioned cars, vehicles equipped with A/C do not have the manual air vents. Constructed of textured black plastic like originals. Only available in black. Complete assemblies include the upper and lower vent cables.

<b>KP682</b>	Lower Kick Panels	1968-72 all exc. A/C	189.00 pr.
--------------	-------------------	----------------------	------------




**1969-72 Fresh Air Control Pull Knobs And Cables:** Fits 1969-72 all models except Air Conditioned cars. Cables are usually worn or broken from usage. 4 knobs used per car. Knobs are chrome plastic and need to be glued in place.

<b>AVK692</b>	Fresh Air Pull Knob 1969-72 all Cutlass (4 used per car)	6.50 ea.
<b>AVC692L</b>	Fresh Air Cable, Lower, Has looped end	1969-72 all Cutlass 39.00 ea.
<b>AVC692U</b>	Fresh Air Cable, Upper, Has Z end	1969-72 all Cutlass 39.00 ea.



**1970-72 Door Panel Trim Moldings:** Thin aluminum moldings attach to door panels where the carpet at bottom meets the vinyl panel.

<b>DPM100</b>	Door Panel Moldings 1970-72 Cutlass 'S'	39.95 pr.
<b>DPM152</b>	Door panel Moldings 1970-72 Cutlass Supreme	39.95 set




## 1965-77 DOOR LOCK BUTTONS AND FERRULES:

<b>DB660</b>	Chrome Door Lock Button	
	1965-66 all	5.50 ea.
<b>DB670</b>	Chrome Door Lock Button	
	1967 all	6.50 ea.
<b>DB682</b>	Chrome Door Lock Button	
	Splined 1968-72 all	5.50 ea.
<b>DB737</b>	Chrome Door Lock Button	
	Smooth 1973-77 all	5.50 ea.



<b>DLF647</b>	Door Lock Ferrule	64-67	3.50 ea.
	Translucent plastic		
<b>DLF682</b>	Door Lock Ferrule	68-72	5.50 ea.
	Stainless steel with felt insert		




<b>1961-66 Interior Coat Hooks:</b>	Chrome plated stainless steel coat hooks fit all 2 door hardtop and sedan. 2 per car.	
<b>CH496</b>	Coat Hook 1961-66 2 doors	8.50 ea.



## HEADLINERS & SAIL PANELS

We have Black and White ready-to-install headliners for 2 Doors in stock for immediate shipping. Other colors also available as special order. SASE for samples. 1964-69 Cutlass/442's used Regent (basketweave design), Headliner Material. 1970-72 Cutlass/442's used Premier (non-perforated). Our headliners include the covered sail panels and enough material to cover your visors. Sun Visor assemblies are also available. See below.

<b>DS645S</b>	Headliner (specify color)	1964-65 all 2 Doors	113.00
<b>DS66S</b>	Headliner (specify color)	1966 all 2 Doors	113.00
<b>DS67S</b>	Headliner (specify color)	1967 all 2 Doors	113.00
<b>DS68S</b>	Headliner (specify color)	1968 all 2 Doors (5 or 6 bow)	113.00
<b>DS69S</b>	Headliner (specify color)	1969 all 2 Doors	113.00
<b>DS702</b>	Headliner (specify color)	1970-72 all 2 Door "S" Models	113.00
<b>DS702S</b>	Headliner (specify color)	1970-72 all 2 Door Supremes	113.00



## SUN VISOR ASSEMBLIES

Holiday and Sport Coupe Sun Visors are assembled with the same correct materials as the headliners. Convertible Sun Visors are made with the same vinyl material as seat kits. SASE for samples. Allow 2-3 weeks for delivery. Specify color and Coupe or Convertible when ordering. Also please specify if your originals have one pin or two.

<b>DS649</b>	Sun Visors (specify color, coupe or convertible)	1964-69 Cutlass/442	109.00 pr.
<b>DS702V</b>	Sun Visors (specify color, coupe or convertible)	1970-72 Cutlass/442	109.00 pr.

**Accessory Visor Vanity Mirror:** Highly sought after accessory used on 1967-75 Oldsmobiles. Attaches to the passenger side visor with plastic retaining clips. You will need to install retaining clips into existing visors. Installation instructions included.

<b>VM675</b>	Visor Vanity Mirror	1967-75 all	49.50
--------------	---------------------	-------------	-------

### Sun Visor Support Sleeve and Rubber Grommet:

Plastic sleeve that slides into visor support and rubber grommet used on visor rod.

<b>GS6400</b>	Sun Visor Grommet Set	1961-72 all models	6.50 4 pc. set
---------------	-----------------------	--------------------	----------------



## PACKAGE TRAYS (rear speaker shelf):

Correct mesh or stippled (plain vinyl) cardboard package trays for 1964-77 Cutlass 442 and Supreme model Hardtop and 2 Door Sport Coupe. This is the panel located between the rear seat and rear window. Includes vinyl strip that fills area between package tray and rear seat. Available in black, red, blue, light saddle, dark saddle, gold, and green.



**\*Shipping Surcharge of \$25.00 to a U.S. address.**

<b>PT645M</b>	Mesh Package Tray	1964-65 Cutlass/442 2 Door (specify color)	65.00
<b>PT667M</b>	Mesh Package Tray	1966-67 Cutlass/442 2 Door (specify color)	65.00
<b>PT667</b>	Plain Package Tray	1966-67 Cutlass/442 2 Door (specify color)	55.00
<b>PT682M</b>	Mesh Package Tray	1968-72 Cutlass S/442 2 Door (specify color)	65.00
<b>PT682</b>	Plain Package Tray	1968-72 Cutlass S/442 2 Door (specify color)	55.00
<b>PT702M</b>	Mesh Package Tray	1970-72 Cutlass Supreme 2 Door (specify color)	65.00
<b>PT702</b>	Plain Package Tray	1970-72 Cutlass Supreme 2 Door (specify color)	55.00
<b>PT737M</b>	Mesh Package Tray	1973-77 Cutlass 'S' 2 Door (specify color)	65.00
<b>PT757M</b>	Mesh Package Tray	1973-77 Cutlass Supreme 2 Door (Specify color)	65.00
<b>PTJ645</b>	Package Tray Jute Insulation	1964-65 Cutlass 442 2 Door	17.50
<b>PTJ667</b>	Package Tray Jute Insulation	1966-67 Cutlass 442 2 Door	17.50
<b>PTJ682</b>	Package Tray Jute Insulation	1968-69 All Cutlass, 1970-72 Cutlass S and 442	17.50
<b>PTJ702</b>	Package Tray Jute Insulation	1970-72 Cutlass Supreme 2 Door Hardtop	17.50

# DASH PARTS




## 1970-77 Brushed Aluminum Rally Steering Wheel and Parts:

A quality reproduction of the Rally Steering Wheel used on 1970-77 Cutlass-442-H/O. Wheel has the correct grained rubber and brushed finish stainless 4 spokes. Diameter measurement is 15 inches. Our complete package includes the Wheel, Horn Contact, Spring and Plunger, Hub, and Horn center cap.

<b>RWA705</b>	Rally Steering Wheel Package	1970-77 all	349.00
<b>RW705</b>	Rally Steering Wheel only	1970-77 all	239.00
<b>RWC702</b>	Rally Steering Wheel Center Cap	1970-77 all	74.50
<b>RH705</b>	Rally Wheel Hub	1970-77 all	49.50
<b>HC677</b>	Horn Contact Assembly	1968 with wood wheel	23.50
		1970-77 all with rally wheel	
<b>RWHC702</b>	Rally Wheel Horn Contact Plunger and Spring		5.00

**1970-72 Dash Board Bead Molding:** Chrome bead molding used around perimeter of the dashboard on all 1970-72 Cutlass 442-H/O models. Early 1970 models did not use plastic fasteners, however these are included with all moldings and help align and hold the molding in place on the dashboard.

<b>DBM702</b>	Dash Board Bead Molding	1970-72 all	39.00
---------------	-------------------------	-------------	-------



## 1970-72 Cutlass-442-H/O Instrument Cluster Chrome Dash Bezel:

New chrome bezel replaces often worn and dull originals, surrounds the three gauges in the dash. High quality plastic with bright chrome plating and flat black painted sections. Instrument cluster lenses require hole drilling for clock, speedometer, or trip odometer.

<b>DB702</b>	Instrument Cluster Chrome Bezel	79.00
	1970-72 all	
<b>ICL687</b>	Instrument Cluster Clear Lens	11.50 ea.
	(usually 3 per car) 1968-77 all	




**1970-72 Instrument Cluster Woodgrain Appliques:** We have the following 1970-72 Instrument Cluster Wood Grain available separately if desired, or it is sold in the complete set for the dash. The Instrument Cluster Wood Grain fits on the Chrome Dash Bezel around the three Gauges (DB702).

<b>ICWG70</b>	1970 Instrument Cluster Wood Grain Applique	79.00
<b>ICWG71</b>	1971 Instrument Cluster Wood Grain Applique	79.00
<b>ICWG72</b>	1972 Instrument Cluster Wood Grain Applique	79.00



**1968-72 Speedometer Face Plates:** New Speedometer face plates are available for floor shift cars only (no opening cut for gear selector).

<b>SFP689</b>	Speedometer Face Plate	1968-69	46.50
<b>SFP702</b>	Speedometer Face Plate	1970-72	46.50




SFP689

SFP702

## 1970-72 Under Dash Courtesy Map Light Assembly:

Opaque white lens includes on/off switch and correct bulb. Attaches with two screws onto underside of dash between the ash tray and glove box.


<b>MLA702</b>	Under Dash Map Light Assembly	1970-72 all	39.00
<b>15600</b>	1970-72 Under Dash Courtesy Lights Wiring Harness		39.00




MLA702



**Dashboard Wood Grain Appliques:** Precision die-cut wood grain appliques with self adhesive metal backing for 1969-72 Cutlass-442-H/O. 1968 Dash Wood Grain Insert is precision cut from real wood and includes the Hurst Olds glove box decal. Wood grain style differs slightly from original but is the best match available. Sets include instrument cluster, main dash, and glove box appliques. All applications have pre cut holes for stock radio, heater controls, headlight switches, convertible top switches, etc. for easy installation. For restorers wishing to install an aftermarket stereo system, or eliminate the radio all together, we offer the radio delete woodgrains. We also have the Instrument Cluster Woodgrain available as separate pieces if you are just replacing the chrome Dash Bezel on the previous page. Matching console woodgrain appliques sold separately from dash kits, listed with the console parts in this catalog.



<b>DWG68HO</b>	1968 Dash Wood Grain	3 piece set	1968 Hurst Olds	199.00 set
<b>DWG69</b>	1969 Dash Wood Grain Applique	3 piece set	1969 all Cutlass/442	199.00 set
<b>DWG70</b>	1970 Dash Wood Grain Applique	3 piece set	1970 all Cutlass/442	169.00 set
<b>DWG70CV</b>	1970 Convertible Dash Wood Grain	3 piece set	1970 Convertibles & Wagons	169.00 set
<b>DWG71</b>	1971 Dash Wood Grain Applique	3 piece set	1971 all Cutlass/442	169.00 set
<b>DWG71CV</b>	1971 Convertible Dash Wood Grain	3 piece set	1971 Convertibles & Wagons	169.00 set
<b>DWG72</b>	1972 Dash Wood Grain Applique	3 piece set	1972 all Cutlass/442	169.00 set
<b>DWG72CV</b>	1972 Convertible Dash Wood Grain	3 piece set	1972 Convertibles & Wagons	169.00 set
<b>LDRD70</b>	1970 Dash Wood Grain Applique	2 piece set	1970 with radio delete	109.00 pr.
<b>LDRD70CV</b>	1970 Convertible Dash Wood Grain	2 piece set	1970 conv. with radio delete	109.00 pr.
<b>LDRD71</b>	1971 Dash Wood Grain Applique	2 piece set	1971 with radio delete	109.00 pr.
<b>LDRD71CV</b>	1971 Convertible Dash Wood Grain	2 piece set	1971 conv. with radio delete	109.00 pr.
<b>LDRD72</b>	1972 Dash Wood Grain Applique	2 piece set	1972 with radio delete	109.00 pr.
<b>LDRD72CV</b>	1972 Convertible Dash Wood Grain	2 piece set	1972 conv. with radio delete	109.00 pr.



**1970-72 Dash Control Appliques:** Appliques are die stamped aluminum with black silk screened lettering. Replaces worn and unsightly lettering and will compliment the restoration of your dash.

<b>WB702</b>	Wiper Switch Applique	1970-72 all	16.50
<b>TSB702</b>	Top Switch Applique	1970-72 all convertibles	16.50
<b>HB702</b>	Heater Applique	1970-72 all without AC	29.50
<b>HB702A</b>	Heater Applique	1970-72 all with AC	29.50
<b>HB702AD</b>	Heater Applique	1970-72 all with AC and rear defogger option	29.50

**1970-72 Chrome Dash Switch Bezels:** New Chrome Dash Bezels for Convertible Top Switch and Wiper Switch on 1970-72 models. Accepts the Aluminum Appliques listed above.

<b>WSB702</b>	Wiper Switch Bezel	1970-72 all	29.00
<b>CSB702</b>	Convertible Switch Bezel	1970-72 all conv.	29.00

### 1968 Cutlass-442-Hurst/Olds

**Ignition Bezel:** Perfectly replaces the plastic bezel originally supplied by General Motors. Bezel is made from long lasting Aluminum and painted the correct black and silver.



**IB68** Ignition Bezel 1968 all 38.50

### 1968 Cutlass-442-Hurst/Olds Headlight

**Switch Knob & Rod:** Black anodized knob with silver stripe on face includes rod on the back that slides into headlight switch. Used on all 1968 models.

**HSK68** 1968 Headlight Switch Knob 33.50




### 1968 Cutlass-442-Hurst/Olds

#### Windshield Washer Control Knob:

Aluminum knob has black anodized finish with a silver stripe on face. Used on all 1968 models.

**WSK68** 1968 Wiper Switch Knob 33.50



### 1968 Cutlass-442-Hurst/Olds Dash Switch Bezels:

New bezels made out of aluminum for lasting durability. These new bezels are available for the Cigarette Lighter, Wiper Switch and Headlight switch.

**CDB68** Cigarette Lighter Dash Bezel 1968 all 39.00

**WDB68** Wiper Switch Dash Bezel 1968 all 39.00

**HDB68** Headlight Switch Dash Bezel 1968 all 39.00



CDB68



WDB68



HDB68



RK702



RKS702



RKS702M

**AM/FM Radio Knobs and Surrounds:** Chrome plated radio knobs have correct ridges around a circle with black painted highlights. Radio Knob Surrounds are the chrome metal rings that install in back of the radio control knobs on all 1970-72 factory AM/FM radios.

**RK702** Radio Knob 1970-72 all 26.00 ea.

**RKS702** Radio Knob Surround, plain 1970-72 all 29.00

**RKS702M** Radio Knob Surround, music/bass/voice 1970-72 all 29.00

**RKS702S** Radio Knob Surround, speakers/front/rear 1970-72 all 29.00



RKS702S

### 1970-72 Headlight Switch Bezel:

Chrome bezel installs in dash around the headlight control switch, brushed finish around inside of bezel. Small plastic 'LIGHTS' insert is illuminated from behind like original.

**HSB702** Chrome Headlight Switch Bezel 1970-72 all 29.00



HSK702



90




FSK702

**1970-72 Heater Control Knobs:** Small chrome plated knobs attach to heater slide controls and heater fan speed switch with allen set screw.

**HSK702** Heater Slide Knob 1970-72 all 15.00 ea.

**FSK702** Fan Speed Knob 1970-72 all 15.00



### 1967-77 Hazard Flasher Knobs:

Small chrome knobs have 'Flasher' printed in black on two sides or across face of knob, depending on design. Used on 1967-77 models. Threads into original position on steering column. Two different style knobs were used, check your car for proper design needed.

**HFK672A** Hazard Flasher Knob 1967-72 14.50

**HFK672** Hazard Flasher Knob 1967-77 16.50



HFK672A



HFK672

**1970-72 Windshield Washer Knob:** Small chrome knob with black 'WASH' lettering has allen set screw to fasten onto the windshield wiper switch.

**WSK702** Wiper Switch Knob 1970-72 all 19.00



**Factory 8 Track Player Knobs:** Adds nice detail to your interior restoration. Nice reproduction used on 1968-72 models equipped with a factory 8 track player under dash. Chrome casted knobs with correct flat black on inner knob and silver painted highlights with black line on outer knob. Two of each used per car.

**8TK682A** Outer 8 Track Knob 1968-72 23.00 ea.

**8TK682B** Inner 8 Track Knob 1968-72 23.00 ea.

**1965-77 Turn Signal and Tilt Wheel Levers:** Quality chrome plated metal lever with plastic knob. 1965-70 levers used a chrome plastic knob while the 1971-77 levers used black plastic knobs. These levers are not correct for cruise control equipped cars.

<b>TSL656</b>	Turn Signal Lever	1965-66 all exc. tilt wheel	26.50
<b>TSL670</b>	Turn Signal Lever	1967-68 all exc. cruise	22.50
<b>TSL690</b>	Turn Signal Lever	1969-70 all exc. cruise	22.50
<b>TWL670</b>	Tilt Wheel Lever	1967-70 all with tilt	22.50
<b>TSL715</b>	Turn Signal Lever	1971-77 all exc. cruise	22.50
<b>TWL715</b>	Tilt Wheel Lever	1971-77 all with tilt	22.50



### 1967-68 Aluminum 8 Track Player Face Plate:

New aluminum plate replaces scratched and worn originals on all 1967-68 models with factory 8 Track player.

<b>TFP678</b>	Aluminum 8Track Face Plate 1967-68	49.50
---------------	------------------------------------	-------




**8 Track Player Wood Grain Inserts:** For 1970-72 cutlass models with the 8 Track tape player option. Wood grain face plates match dash and console inserts. Insert has thin silver line around edge and has 'volume', 'balance' and 'tone' printed in silver per original. All holes for knobs and tape opening are pre-cut.

<b>TFP70</b>	8 Track Face Plate	1970 Cutlass/442	59.00
<b>TFP71</b>	8 Track Face Plate	1971 Cutlass/442	59.00
<b>TFP72</b>	8 Track Face Plate	1972 Cutlass/442	59.00



**8 Track Player Plastic Housing:** Black plastic housing includes mounting brackets. Fits all 1968-72 Cutlass/442 models with factory 8 Track Player.

<b>ETH682</b>	8 Track Player Housing	1968-72 all	133.00
---------------	------------------------	-------------	--------



**8 Track Player Housing Padded Cover:** Mounts to front of the 8 Track Housing and finishes off the Housing assembly. Black padded rubber has grain texture to match originals.

<b>ETM682</b>	8 Track Padded Cover	1968-72 all	126.00
---------------	----------------------	-------------	--------

**1970-72 Dash Ash Tray Door:** Manufactured from black textured plastic to match grain texture on dashboard with a metal core. Flips up to allow access to ash tray. Correct reproduction for 1970-72 Cutlass/442 models.


<b>ATD702</b>	Dash Ash Tray Door	1970-72	69.50
<b>72-3717</b>	Ash Tray Door Spring (uses two)	1970-72	2.00 ea.

**1968-72 Dash Ash Tray Receiver:** New insert for dash ash trays on all 1968-72 Cutlass models. Replaces broken or worn originals perfectly.

<b>AT689D</b>	Dash Ash Tray Reciever	1968-69 all	43.00
<b>AT702</b>	Dash Ash Tray Receiver	1970-72 all	63.00

**1970-72 Cigarette Lighter Assembly:** Complete new Lighter Assembly for all 1970-72 Cutlass/442 models.

<b>LA702</b>	Lighter Assembly	1970-72 all	29.50
<b>7026520</b>	Lighter Element	1966-72 all	15.50



**1970-72 Chrome Console Bezels:** New chromed plastic console bezels available for all 1970-72 console shifter options, automatic, 4 speed or dual gate shifters. High quality reproduction with bright chrome finish and excellent fit. Console wood grain (listed below) adheres onto top of chrome bezel.

<b>CB702A</b>	Automatic Chrome Plastic Console Bezel	85.00
	1970-72 all Cutlass/442	
<b>CB7024S</b>	4 Speed Chrome Plastic Console Bezels (front and rear) 1970-72 all Cutlass/442	65.00 pr.
<b>CB702DG</b>	Dual Gate Chrome Plastic Console Bezel	59.50
	1970-72 Cutlass/442 w/ dual gate	

*Fusick*

*Fusick*

*Fusick*

**CB7024S**

**CB702DG**

**1967-68 Automatic Transmission Aluminum Console Insert:** Brushed Aluminum insert fits 1967-68 Cutlass Automatic Transmission with a center console. Insert needs to be glued into place.

<b>CIA678</b>	Aluminum Console Insert	1967-68 automatic	59.50
---------------	-------------------------	-------------------	-------

**CIA678**

**1968-72 Console Wood Grain Appliques:** All our console wood grains are made from the same high quality materials as the dash woodgrains for an exact match. 1968-69 wood grain needs to be glued into place, 1970-72 wood grain has an adhesive backing for easy installation.

<b>CWG68HO</b>	Dual Gate Console Wood Grain	1968 Hurst Olds	79.00
<b>CWG69HO</b>	Dual Gate Console Wood Grain	1969 Hurst Olds	79.00
<b>CWG69</b>	Automatic Console Wood Grain	1969 Cutlass/442	79.00
<b>CWG470</b>	4 speed Console Wood Grain	1970 Cutlass/442	69.00 pr.
<b>CWGA70</b>	Automatic Console Wood Grain	1970 Cutlass/442	69.00
<b>CWGD70</b>	Dual Gate Console Wood Grain	1970 Cutlass/442	79.00 set
<b>CWGD70F</b>	Dual Gate Console Wood Grain	1970 front section	39.00
<b>CWG471</b>	4 Speed Console Wood Grain	1971 Cutlass/442	69.00 pr.
<b>CWGA71</b>	Automatic Console Wood Grain	1971 Cutlass/442	69.00
<b>CWGD71</b>	Dual Gate Console Wood Grain	1971 Cutlass/442	79.00 set
<b>CWGD71F</b>	Dual Gate Console Wood Grain	1971 front section	39.00
<b>CWG472</b>	4 Speed Console Wood Grain	1972 Cutlass/442	69.00 pr.
<b>CWGA72</b>	Automatic Console Wood Grain	1972 Cutlass/442	69.00
<b>CWGD72</b>	Dual Gate Console Wood Grain	1972 Cutlass/442	79.00 set
<b>CWGD72F</b>	Dual Gate Console Wood Grain	1972 front section	39.00

**CWG68HO**

**CWG69**


**1970-72 4 speed**

**1970-72 Dual Gate**

**1970-72 Automatic**

**1970-72 Dual Gate Shifter Top Plates:** New cast chrome Dual Gate Shifter Top Plates available for all 1970-72 models equipped with Dual Gate Shifters. Includes woodgrain inserts, gear shift indicator lens, and rocket emblem.


<b>DGTP70</b>	1970 Dual Gate Shifter Top Plate	99.00
<b>DGTP71</b>	1971 Dual Gate Shifter Top Plate	99.00
<b>DGTP72</b>	1972 Dual Gate Shifter Top Plate	99.00



**1967-72 Automatic Shift Indicator Lenses:** Lens for 1967-68 with 3 speed automatic transmission is brushed aluminum with transparent letters and a 'P' for park. 1968-69 Hurst Olds Dual Gates used a clear lens with white letters. 1969 automatic has a brushed aluminum finish with transparent letters and 'Lock Park' for park. 1970-72 automatic and dual gate Indicator has a brushed aluminum finish with "Lock Park" and "R N D S L" letters showing through in blue/green highlight.


<b>IL689HO</b>	Shift Indicator Lens	1968-69 Dual Gate	39.50
<b>IL678</b>	Shift Indicator Lens	1967-68 3 Speed Auto	39.50
<b>IL690</b>	Shift Indicator Lens	1969 Automatic	39.50
<b>IL702R</b>	Shift Indicator Lens	1970-72 Automatic	33.50
<b>IL702D</b>	Shift indicator Lens	1970-72 Dual Gate	33.50

**IL689HO**



**1963-72 Automatic Transmission Console Shift Lever Seals:** These flat plastic shields surround the shift lever and will keep dust and dirt from shifter mechanism and helps to eliminate excessive passenger compartment noise.

<b>LS6315</b>	Shift Lever Seal	1963-66 AT with console	16.50
<b>LS6703</b>	Shift Lever Seal	1967-69 AT with console	16.50
<b>LS7012</b>	Shift Lever Seal	1970-72 AT with console	24.50



**1964-69 Console Shift Pattern Emblem:** Chrome plated emblem attaches to console next to shifter, for all 4 speed cars with 'lock' in the Reverse position.

<b>SE649</b>	Console Shift Pattern Emblem	1964-69 models	35.00
--------------	------------------------------	----------------	-------

#### 1964-69 4 Speed Console Base:

Molded black plastic Console Base with correct grain texture for all 1964-69 Cutlass/442 models with factory 4 Speed Console.


<b>CB649</b>	4 Speed Console Base	1964-69 Cutlass/442	429.00
--------------	----------------------	---------------------	--------



#### 1970-72 Console Door:

Black rubber material with correct texture to match console. Applies to all 1970-72 models with center console. Replaces cracked or worn originals perfectly.

<b>CD702</b>	Console Door	1970-72 all	53.00
--------------	--------------	-------------	-------



#### 1970-72 Plastic Console Box

**Insert:** Two piece black plastic console box liner. No flocking finish. Used on all 1970-72 models with console.


<b>GB195C</b>	Console Box Insert	1970-72	63.50
---------------	--------------------	---------	-------



#### 1970-72 Console Box

**Door Hinge:** Applies to all 1970-72 automatic and standard consoles.

<b>CDH702</b>	Console Door Hinge	1970-72	29.50
---------------	--------------------	---------	-------



**1970-72 Console Lid Latch:** Small metal latch mounts to underside of console lid to accept the console lock.


<b>CDL702</b>	Console Door Latch	1970-72 all	16.50
---------------	--------------------	-------------	-------



#### Console Mounting Brackets:

For 1967-69 Automatic Transmission and 1970-72 all models. Metal brackets attach to floor and retain the console.

<b>CB679AT</b>	Console Brackets	1967-69 Auto Trans	33.00 set
<b>CB7072</b>	Console Brackets	1970-72 all models	34.50 set



**1970-72 Console Light Switch:** Push button console light switch with double spade connector used in all 1970-72 consoles.

**CLS702** Console Light Switch  
1970-72 all 35.00



**1964-69 4 Speed Rear Console**

**Courtesy Light Lens:** Mounts in the rear of the console on all 1964-69 4 Speed Consoles.

**CL649** Console Courtesy Lens  
1964-69 4 Speed 19.00



**1970-72 Console Light Lens:** 1 1/2" diameter lens used inside all 1970-72 console boxes.

**CL7072** Console Light Lens 12.00



**1970-72 Rear Console Courtesy**

**Light Lens:** Translucent lens mounts in the rear of the console for all 1970-72 models equipped with a center console.

**CL7072R** Console Courtesy Lens  
1970-72 all 18.00



**1970-72 Glove Box Door Striker:**

Small sprung steel clip attaches to top of opening inside glove box with two screws. This is the part that the lock mechanism in glove box door attaches to.


**GBL702** Glove Box Stiker  
1970-72 all models 10.00



**1970-72 Radio Support**

**Bracket:** Used to secure the rear of the radio to the inner metal dash piece. Bracket includes nut and screw for mounting.

**RB702** Radio Bracket  
1970-72 all 16.00



**1968-72 Bucket Seat Headrest**


**Inserts:** Thin plastic plates install on the underside of the headrests to finish off the bottom side. Same textured black plastic as original equipment.

**HRI682** Headrest Inserts 25.50 pr.  
1968-72 w/ bucket seats



**1970-72 Dual Gate Indicator Light Housing:** Metal housing which holds the bulb that illuminates the indicator lens for all 1970-72 Dual Gate equipped cars.

**DGL702** Dual Gate Light Housing 19.50



**DGL702**


**DGLS681**

**1968-81 Dual Gate Shifter Dust Shield:** Chrome metal shield covers the opening on right side of shift lever when the Dual Gate operation is not being used.

**DGLS681** Dual Gate Lever Seal  
1968-81 Dual Gates 19.75

**1973-77 Glove Box Light Switch:** Push button light switch with double spade connector used in all 1973-77 glove boxes.

**CLS702** Glove Box Light Switch  
1973-77 all 35.00



**Remote Mirror Control Escutcheon:** Mounts on the door panel in vehicles equipped with left side remote mirrors. Includes reinforcement backing plate, screws and attaching clip.

**3921833** Remote Mirror Control 26.95  
Escutcheon 1971-81 all

**Door Jamb Vent Valves:** Replace distorted or over-sprayed parts with new replacements. Gives a clean detailed look to your door jamb area. Fits 1969 Holiday Coupe and Convertible and 1970-72 All 2 Door models.

**DJV69** Door Jamb Vent Valve 26.50 ea.  
1969 Hol. Cpe. & Conv.

**DJV70** Door Jamb Vent Valve 29.50 ea.  
1970-72 All 2 Doors

**DJV69**

**DJV70**



## SHIFTER BOOTS AND SHIFTER BALLS

### 1964-69 Standard Transmission

**shift boot on console:** This shift boot measures 4 1/4" x 6" and fits on top of the console. 3/4" x 3/8" hole for shifter. Hole placement may vary slightly on different years.

**SS6420** Shift Boot 1964-69 all standard trans with console 33.50



### 1964-65 Standard Transmission shift boot at floor board:

Boot fits under console and is made for the round shifters used in 1964-65. Rough finish unsuitable for use without console.

**SS6526** Shift Boot 1964-65 with console 39.50



### 1966-69 Non-Console Shift Boot:

Now available for all 1966-69 Cutlass and 442 models without a console. Retaining ring available separately and only works with this shifter boot.

**SS6661** Shift Boot 1966-69 no console 39.00

**SBM669** Shift Boot Retaining Ring 35.00



### 1966-69 Standard Transmission shift boot at floor board:

Boot is made for rectangular shifters used in 1966-69. Rough finish unsuitable for use on floor board without console.

**SS6527** Shift boot at floor board 1966-69 45.00



### 1970-72 Shift boot at floor board, standard transmission with and without console:

Shift boot mounted on floor board and is used whether or not car is equipped with a console. If your car has a console you need two boots, one at floor board and one on top of the console (see SS7042). Boot measures 7" x 8", covers hole approximately 5" x 6" and is correctly angled to provide a close fit to the shift lever. Hole for shifter is 1" x 3/8". Hold down ring not included.

**SS7043** Shift Boot 1970-72 all 43.00



**1970-72 4 Speed with Console Shift Boot Ornament:** Chrome ornament mounted in slots molded into top of rubber SS7042 Boot.

**SS702C** Ornament 19.50



### 1970-72 Standard transmission shift boot on console:

Boot measures 5 3/4" x 4 1/2" and fits into the collar on console. Hole for shifter is molded to accept the shift ornament (see SS702C). Correct grained appearance and stitching as original.

**SS7042** Shift Boot 1970-72 all 39.00



### 1967-72 Automatic Transmission

**Walnut Shift Knob:** New simulated walnut wood shift knob for all 1967-72 Cutlass models with automatic shifters on the floor or console.

**SSA672** Walnut Shift Knob 1967-72 46.50



### 1966-72 Standard Transmission

**Black Shift Knobs:** SS6666 Shift Ball without pattern is used on all 3 or 4 speed trans. with console. SS6667 Shift Ball with pattern (pictured) for 1966-69 4 speeds without console and all 1970-72 4 Speeds.

**SS6666** Black Ball no pattern 1966-69 28.50

**SS6667** Black Ball with pattern 1966-72 29.50



### 1966-72 Standard Transmission

**White Shift Knob:** Although Oldsmobile did not originally equip cars with white shift balls, we do get asked for them often. Can be used on same applications as black 4 speed pattern shift knobs above.

**SS6667W** White Ball with pattern 1966-72 34.50



### 1970-72 Dual Gate Black

**Shift Knob:** Smaller diameter black shift ball for all 1970-72 Dual Gate Shifters.

**SS702** Dual Gate Shift Ball 1970-72 Dual Gate 21.50



# Accelerator Pedals, Brake and Clutch Pedal Pads

**1964-77 Accelerator Pedals:** 1964-67 pedal has a metal insert covered in rubber.

1968-77 pedal is molded black plastic with correct size and textured finish.

**AP64** Accelerator Pedal 1964-67 all Cutlass-442 models 29.50

**AP68** Accelerator Pedal 1968-77 all Cutlass-442 models 22.00

**1964-77 Automatic Transmission Brake Pedal Pads:** New rubber pedal pads for 1964-72 are black rubber with horizontal lines. Pedal pad for 1973-77 has horizontal lines with 'Disc Brakes' in circle in center of pedal. Both slip over your existing metal brake pedals.

**BP64** Brake Pedal Pad 1964-72 all w/ Auto trans 12.00

**BP73** Brake Pedal Pad 1973-77 all w/ Disc Brakes & auto trans 19.50

## 1964-77 Standard Transmission Brake and Clutch Pedal Pads:

Same rubber pedal pad is used for clutch and brakes. Both designs slip over your original metal brake/clutch pedals.

**CB64** Brake/Clutch Pedal Pads 1964-72 w/ standard trans 8.50 ea.

**CB73** Brake/Clutch Pedal Pads 1973-77 w/ standard trans 11.00 ea.

**1964-77 Parking Brake Pedal Pads:** 1964-72 pads has horizontal lines and 'PARK' embossed in center of rubber pad. 1973-77 has the two sections of horizontal lines without any wording.

**PB64** Park Brake Pedal Pad 1964-72 all models 7.50

**PB73** Park Brake Pedal Pad 1973-77 all models 11.00



**PB64**  
Fusick



Fusick



**CB64**



**CB73**

Fusick



**PB73**

Fusick

Fusick  
**BP73**



**BP73**



Fusick  
**BP64**



Fusick

Fusick



**Interior Windshield Pillar Pads:** Molded urethane with superior grain and texture finish. Available for 1968-72 convertibles in black only. Other colors will need to be dyed.

**IWP150** Interior Windshield Pillar Pad 1968-72 all convertibles 89.00 pr.

**Inside Rear Window Trim:** Plastic trim installs around perimeter of inside rear window. Paint to match interior color. Fits all 1964-65 Cutlass-442 Holiday Coupes and 66-67 Cutlass-442 2 Door Sedan (Sport Coupe) and 2 Door Holiday Coupe models. 1964-65 is a 7 piece set including the four molded corners. 1966-67 is a 3 piece set.

**IWT645** Inside Window Trim 1964-65 Holiday Coupe 89.00 set

**IWT667** Inside Window Trim 1966-67 all 2 Doors 89.00 set

**GM Accessory Dash Compass:** Desirable GM accessory originally available at GM dealers. Attaches to dash with included mounting plate.

**983335** GM Accessory Dash Compass 57.50



**Door and Quarter Trim Panel Water Shields:** Protect your interior with these new mylar water shields. Plastic sheets fit between inner door and door panel. Attach to door with ribbon caulk adhesive .

**WS667** Door Panel and Quarter Trim Water Shields 1964-67 Holiday Coupe 23.50 set

**WS667C** Door Panel and Quarter Trim Water Shields 1964-67 Convertible 23.50 set

**WS682** Door Panel and Quarter Trim Water Shields 1968-72 Holiday Coupe 23.50 set

**WS682C** Door Panel and Quarter Trim Water Shields 1968-72 Convertible 23.50 set



## DOME LIGHTS, COURTESY LENSES AND BEZELS

**1962-65 Holiday Coupe,  
1966-67 all except Convertible  
Courtesy Lens at upper shelf  
area:** Lens is translucent and 2"  
in diameter. Fits in courtesy  
housing in upper rear shelf area. 2 per car.

**CL600** Courtesy Lens 6.50 ea.

**1962-67 Rear Lens Housing at  
Side Shelf Area:** Uses round  
lens CL600 above. Quality cast  
chrome part replaces pitted  
originals perfectly.

**CLH627** Courtesy Lens Housing 49.50 ea.

**1962-72 Convertible Courtesy Lens In Rear** 

**Arm Rest:** Lens is translucent  
and measures 1 1/4" X 1 1/2".

Fits in rear arm rest area in  
CLH622 Chrome Housing.

**CL877** Courtesy Lens 1962-72 Conv. 7.50 ea.

**1962-72 Convertible Rear  
Courtesy Light Chrome**

**Housing:** Quality reproduction  
housing fits in the rear arm rest  
area on all convertible models.  
New tooling with show quality  
chrome. Impossible to replat part without  
losing the line detail.

**CLH622** Courtesy Lens Housing 28.50 ea.

**1968 Cutlass 442-H/O Dome  
Lens:** Dome lens for all 1968  
Cutlass 442 models except  
convertible and wagons.

Lens measures 4 1/4" x 2 5/8".

**DL28** 1968 Dome Lens 7.50

**1968 Cutlass-442-H/O Dome Lens Housing:**

Chrome plastic Dome Lens  
Housing for all 1968 Cutlass  
models except convertibles  
and wagons. Uses DL28 lens.

**DLH68** 1968 Dome Lens Housing 24.50

**1968 Cutlass-442-H/O Dome Lens**

**Assembly:** Same lens and housing  
as above, complete assembly  
includes wiring pigtail with bulb  
socket. Fits all 1968 Cutlass models except for  
wagons and convertibles.

**DLA68** 1968 Dome Lens Assembly 39.50

**1969-72 Cutlass Supreme Coupe  
Courtesy Lens at Rear Sail Panel**

**Area:** 2" diameter lens is factory  
correct translucent color and has four  
mounting tabs. 7 ring design in center.

**CL819** Courtesy Lens 9.50 ea.

**1969-72 Cutlass Supreme Coupe**

**Courtesy Lens Housing:** Used on  
1969-72 Supreme models on both  
rear sail panels. Companion 4-tab  
lens is CL819 above.

**DLH692** Rear Sail Panel Courtesy  
Lens Housing 1969-72 Supreme 16.50 ea.

**1961-67 Dome Light Lens:**

Lens measures 5 5/8" x 2  
1/8" and Fits 1961-65 All  
Cutlass exc. wagons & conv,  
also fits 1966-67 Cutlass Sport Coupes (2dr Sedan).

**DL15** Dome Light Lens 1961-67 F85 13.50

**1964-67 Chrome Dome**

**Light Housing:** Chrome  
housing measures 6 1/4" x  
2 3/4" and has white paint-  
ed highlight on the inside. Fits 1964-65 All Cutlass exc.  
wagons & conv. also fits 1966-67 Cutlass Sport Coupes.

**DLH647** Dome Lens Housing 1964-67 14.50



**1969-76 Cutlass-442-H/O Center Roof Dome Lens**

**and Housing:** This is the correct dome lens and housing  
used on all 1969-76 Cutlass-442 using center roof dome  
lens. Translucent lens has one ring around the  
perimeter. Lens is round and 2 15/16" in diameter.


**DL77** Dome Lens 1969-76 11.00

**DLH69** Dome Lens Housing 1969-76 22.00

**1973-77 Dome Light Lens & Bezel:** Chrome plastic dome  
light housing and translucent lens fit pillar area in front of  
quarter window on all 1973-77 Cutlass Supreme Salon  
Brougham models. Correct lens and housing curvature.


**DL737** 1973-77 Dome Light Lens 20.00

**DLH737** 1973-77 Dome Light Housing 28.50



**97**





fusickautomotiveproducts.com

## INSIDE DOOR AND WINDOW HANDLES

### 1961-67 Inside Door Handles:

Paddle type handles used on 1961-67 Cutlass/442 Holiday Coupe and Convertible. Excellent chrome finish with screw hole in handle for mounting to stud in door.

**IHD634** Inside Door Handles 1961-67 Cutlass 45.00 pr.



### 1968-72 Inside Door Opening

**Handles:** These exact reproductions use the correct bright chrome finish. Used on 1968-72 all Cutlass models, includes retaining clips. Sold in a pair for left and right.

**IHD20RL** Inside Door Handles 1968-72 all 45.00 pr.



### 1965-66 Window

#### Crank Handles:

Chrome handle with single arm design and chrome knob. For 1965-66 Cutlass/442 models. Retaining clip included.

**12365** Single Arm Chrome Handle 1965-66 19.95 ea.



**1961-67 Vent Window Handles:** Chrome handle that twists to lock vent window. Applies to 1961-65 all Cutlass & 1966-67 Cutlass Holiday Coupe, Sport Coupe and Convertibles. Sold in a pair for left and right side.

**VWH615** Vent Handles 1961-65 Cutlass 39.95 pr.

**VWH667** Vent Handles 1966-67 Cutlass 39.95 pr.



### 1965-67 Inside

#### Door Handles:

Lever type handles used on some 1965-67 Cutlass

models except Holiday Coupe and Conv. Excellent chrome finish with concentric circle design on round section. Includes retaining clips.

**IHD657** Inside Handles 1965-67 Cutlass 45.00 pr.



### 1967 Window Crank

**Handles:** Chrome finished handles with a black plastic knob.

Utilized on all 1967 Cutlass/442 models. Retaining clip included.

**12367** Single Arm Black Handle 1967 15.50 ea.



### 1968-72 Window

#### Crank and Vent

#### Crank Handles:

Chrome finished handle with either black or clear plastic handles (clear shown). Fits all 1968-72 Cutlass /442 models. Vent window crank handles are same appearance but with a shorter arm. Retaining clips included.

**12314** Window - Clear Handle 1968-72 16.50 ea.

**12315** Window - Black Handle 1968-72 16.50 ea.

**12368** Vent Window - Black Handle 68-72 16.50 ea.

**12369** Vent Window - Clear Handle 68-72 16.50 ea.



**Power Door Locks:** Chrome Power Door Lock Buttons available for 1970-77 Cutlass models equipped with power door locks.

**PDL70** Power Door Lock Button 1970 Cutlass-442 69.00

**PDL717** Power Door Lock Button 1971-77 Cutlass-442 59.00



### 1964-1981 Power Window Switches:

New power window switches are available for 1964-81 Cutlass-442-H/O. Quality replacement for inoperative or corroded original switches. 1964-78 switches include the complete chrome housing. The 1979-81 switch is the push buttons and circuit board only.

**PWS6470** Single Switch 1964-70 all Cutlass 38.50


**PWS6471** 4 Button Switch 1964-70 all Cutlass 69.50

**PWS7130** Single Switch 1971-78 all Cutlass 43.00

**PWS7131** 4 Button Switch 1971-72 all Cutlass 96.50

**PWS738** 2 Button Switch (GM) 1973-78 all Cutlass 99.50

**PWS7981** 2 Button Switch (GM) 1979-81 all Cutlass 59.50



## 1962-77 Rear Arm Rest Ash Trays And Bezels:

Excellent quality and bright chrome finish. All 1962-72 Ash Trays fit in rear quarter arm rest area except 1973-77 2 Doors which fit in the rear of the front door arm rest.

<b>ATB548</b>	Ash Tray Chrome Bezel	1962-67 2 doors	6.00 ea.
<b>AT6145</b>	Chrome Ash Tray Assembly	1962-67 2 doors	24.50 ea.
<b>AT6869</b>	Chrome Ash Tray Assembly	1968-69 2 doors, 1968-72 all 4 doors except wagon, 1970 Post Coupe and Conv., 1973-77 All 2 doors	29.50 ea.
<b>AT7089</b>	Chrome Ash Tray Assembly	1970 Holiday Coupe, 1971-72 All 2 doors	32.50 ea.



**CDW667**



## 1966-67 Cutlass/ 442 Convertible Door Alignment

**Wedge Kit:** Includes two brass wedges, two plastic wedges, four shims and mounting screws.

<b>CDW667</b>	Door Alignment Wedges	1966-67 Convertible	29.50
---------------	-----------------------	---------------------	-------

## 1968-72 Convertible Door Jamb Striker Plates:

Striker plates used only on convertible models. Brass plate is attached to door jamb on body and steel piece is attached to the door. Shim and screws are included. Sold in a set of six pieces, services both doors.

<b>CDP682</b>	Striker Plates 1968-72 Convertible	34.50 set
---------------	------------------------------------	-----------

**Interior Map Light Lens:** Small lens for the map light option on the inside rear view mirror. Fits 1969-72 models with map light package.

<b>ML692</b>	Map Light Lens 1969-72 all	11.00
--------------	----------------------------	-------



**HBC682**



**HBC672**

**Headliner Bow Clips:** Plastic clips used to retain the headliner bows. Two different styles available, HBC682 is used on the outer edges of bows, HBC672 used in the center of bows.

<b>HBC682</b>	Headliner Bow Clip Package (pkg of 6)	1968-72 all	23.50
<b>HBC672</b>	Headliner Bow Clip Package (pkg of 4)	1968-72 all	16.50

**Seat Adjuster Knobs:** Plastic Seat Adjuster Knobs available in either black or chrome. For all Cutlass models with manual seat adjustment from 1968-1987. Glue into place on the adjuster rod. Check your car for proper finish needed.

<b>SAK687</b>	Black Adjuster Knob	8.50 ea.
<b>SAK687C</b>	Chrome Adjuster Knob	8.50 ea.

## Shoulder Belt Retaining Clip:

Attaches to the inside roofrail area above inside molding for storing the shoulder belt. Fits 1968-70 Cutlass-442 models except for convertibles. Polished stainless steel cover with stainless wire loop. Sold in a set of four clips.

<b>SBR680</b>	Shoulder Belt Retainer 1968-70	15.50 set
---------------	--------------------------------	-----------



## Bucket Seat Rod End Cap:

Stainless steel cap used to cap the end of the seat back rods on most 1961-65 Models. Self retaining design snaps onto end of rod.

<b>3288</b>	Bucket Seat Rod Cap 1961-65	6.50 ea.
-------------	-----------------------------	----------



549IMS



IM6713



IM6981



**Inside Rear View Mirrors:** Excellent reproductions of selected mirrors used on 1961-72 Cutlass and 442 models. The inside rear view mirrors are day/night mirrors and are complete with the day/night flip lever. The inside rear view mirror with the optional map light is not available new.

<b>549IMS</b>	Inside Day/Night Rearview Mirror	1961-66 all models	79.50
<b>IM6713</b>	Inside Day/Night Rearview Mirror	1967-68 all models	59.50
<b>IM6981</b>	Inside Day/Night Rearview Mirror	1969-72 all models	59.50

**1964-66 Inside Mirror Support Arms:** New chrome plated Inside Mirror Brackets available for 1964-66 Cutlass/442 models. IRV645 is used on 1964-66 models that are equipped with single pin visors. IRV66 applies to 1964-66 models using a two pin sunvisor design (inner pins clip into mirror bracket).

<b>IRV645</b>	Mirror Support Bracket	1964-65 Coupe	59.50
<b>IRV66</b>	Mirror Support Bracket	1966 Coupe	59.50
<b>IRV66A</b>	Mirror Support Bracket	1966 Conv.	59.50
<b>IMS522</b>	Mirror Bracket Set Screw	1964-66 all	3.50

IRV645




IRV66



IRV682



IRV682A



**1968-72 Inside Mirror Bracket and Swivel Assembly:** Swivel bracket and support arm for inside rearview mirror. Support Arm is chrome plated for 1968-72 Coupes. 1968-72 Convertible has a brushed silver finish.

<b>IRV682</b>	Inside Mirror Bracket	1968-72 Coupe	39.50
<b>IRV682A</b>	Inside Mirror Bracket	1968-72 Convertible	39.50

**1968-72 Inside Mirror Bracket Covers:** New black rubber covers with correct grain to match other interior pieces. Snaps onto the above mirror brackets for 1968-72. The inner pins on the sunvisors snap into this piece for support.

<b>IRV682C</b>	Mirror Bracket Cover	1968-72 all Coupe	36.50
<b>IRV682CA</b>	Mirror Bracket Cover	1968-72 all Convertible	36.50



IRV682C



IRV682CA

**1964-67 Convertible Chrome Sun Visor Brackets:** Sun Visor Brackets used on all 1964-67 Convertible models, also used as the top hook receptacle.

<b>SVB645</b>	Sun Visor Bracket	1964-65 Convertible	83.00 pr.
<b>SVB667</b>	Sun Visor Bracket	1966-67 Convertible	79.00 pr.



SVB645



SVB667

**1964-72 All 2 Door Coupes Sunvisor Chrome Support Bracket:** Used on 1964-72 all closed Models. Swivel support that holds the sun visor. Cast chrome plated.

<b>SVB53</b>	Visor Support	1964-72 exc Conv	43.50 pr.
--------------	---------------	------------------	-----------



SVB53

**1968-72 Convertible Sun Visor Brackets:** Complicated part that holds the sun visor assembly at the outer edges of windshield on 1968-72 Convertibles only. Brushed silver finish like original.

<b>SVBC682</b>	Sun Visor Brackets	1968-72 Convertible	89.50 pr.
----------------	--------------------	---------------------	-----------



SVBC682


### 1968-72 2 Door Hardtop And Convertible Rear Quarter Windlace:

Round bead upholstery section that fills the gap between door panels and rear trim panel on all 1968-72 2 Door Hardtop and Convertible Cutlass and 442.

We have black and white in stock. Dye to match other colors or special order with complete interior.



<b>WL68CW</b>	Rear Quarter Windlace, parchment (pearl)	1968 2 door hardtop and convertible	34.50 pr.
<b>WL69CW</b>	Rear Quarter Windlace, parchment	1969 2 door hardtop	34.50 pr.
<b>WL69CVW</b>	Rear Quarter Windlace, parchment	1969 convertible	34.50 pr.
<b>WL689B</b>	Rear Quarter Windlace, black	1968-69 2 door hardtop and convertible	34.50 pr.
<b>WL702B</b>	Rear Quarter Windlace, black	1970-72 2 door hardtop and convertible	36.50 pr.
<b>WL702W</b>	Rear Quarter Windlace, white	1970-72 2 door hardtop and convertible	36.50 pr.



### 1961-72 Cutlass/ 442 Glove Box Inserts:

Reproductions of the 1961-72 Glove Compartment Box. Die cut assembled box with felt lining. \*1964-67 models had a plastic pouch which is not included and must be reused.

<b>GB130</b>	Glove Box Insert	1961-63 all	29.50
<b>*GB140</b>	Glove Box Insert	1964-67 all	23.50
<b>GB180</b>	Glove Box Insert	1968-69 all without A/C	23.50
<b>GB180A</b>	Glove Box Insert	1968-69 all with A/C	23.50
<b>GB195</b>	Glove Box Insert	1970-72 all	23.50

**1964-77 Firewall Pads:** Constructed of heavy rubber with jute backing as originally supplied. All holes and perforations are die stamped for accurate installation. Plastic push in fasteners included.


<b>FP647</b>	Firewall Pad	1964-67 all	49.50
<b>FP682</b>	Firewall Pad	1968-72 all without A/C	49.50
<b>FP682AC</b>	Firewall Pad	1968-72 all with A/C	49.50
<b>FP737</b>	Firewall Pad	1973-77 all	49.50



### 1964-69 Cutlass/ 442 Under Dash And Kick Panel Insulation:

Used under dash and between kick panel and body. These die stamped fiber insulation pieces seal out the engine compartment noise and heat from the passenger area.

<b>UDI647</b>	Under Dash Insulation	1964-67 all models	22.50
<b>UDI682</b>	Under Dash Insulation	1968-72 all models	22.50
<b>KPI647</b>	Kick Panel Insulation	1964-67 all models	13.50
<b>KPI689</b>	Kick Panel Insulation	1968-69 all models	13.50



### 1964-72 Cutlass/ 442 Steering Column Seals:

Sponge seals between the steering column and the firewall. Seal prevents moisture, noise, and fumes from entering the passenger compartment.


<b>SCG647</b>	Steering Column Seal	1964-67 all models	11.00
<b>SCG682</b>	Steering Column Seal	1968-72 all models	11.00




### 1964-67 & 1968-72 Cutlass/442 Steering Column Cover:

Black plastic cover that screws to the floor just below the steering column. Holds front of carpet and finishes the driver floor area. Correct ribbed sections and texture per original.

<b>SCC647</b>	Steering Column Cover	1964-67 all Cutlass/442	29.50
<b>SCC682</b>	Steering Column Cover	1968-72 all Cutlass/442	29.50



# 



### 

Leaking or inoperative cylinders will need replacement. We offer new cylinders and motors with a 5 year manufacturer warranty when using ATF fluid in system.

<b>TC29</b>	Top Cylinder	1961-63 all	149.00 ea.
<b>TC38</b>	Top Cylinder	1964-67 all	149.00 ea.
<b>TC102</b>	Top Cylinder	1968-72 all	149.00 ea.
<b>TP2</b>	Top Pump	1961-63 all	259.00
<b>TP4</b>	Top Pump	1964-66 all(4 feet)	259.00
<b>TP3</b>	Top Pump	1967-72 all(3 feet)	259.00
<b>TMG642</b>	Top Motor Grommet	1961-72 all	3.50 ea.

**Convertible Top Hoses:** Fits 1964-72 all from cylinder to motor and pump assembly. Manufactured to accommodate many models. Surplus lines should be coiled and retained at pump.

<b>CTH642</b>	Top Hoses	1964-72 all	116.50 pr.
---------------	-----------	-------------	------------



**Convertible Top Cables:** For 1964-72 Models. These cables will weaken over time, and should be replaced when installing a new top.

<b>645M</b>	Top Cables	1964-65 all Conv.	49.50 pr.
<b>667M</b>	Top Cables	1966-67 all Conv.	46.50 pr.
<b>6872M</b>	Top Cables	1968-72 all Conv.	43.50 pr.



**Top Hooks:** Commonly broken or bent Top Hooks are used on all 1964-72 Convertibles.

<b>CX642</b>	Top Latch Hook	7.50 ea.
--------------	----------------	----------



### 

Black plastic convertible top alignment guide pins for all 1966-67 convertible models, sold in pairs.

<b>CTP667</b>	1966-67 Top Guide Pins	21.00 pr.
---------------	------------------------	-----------



**1962-72 Convertible Tops:** Manufactured using 38 oz material, exact engineering, coupled with a 48 month guarantee against defects. All 1962-67 Tops are shipped with clear plastic window and zipper as originally supplied. For 1968-72 Models the top and window are separate sections. Both should be replaced to avoid wrinkles and possible material or color match problems. We stock Black and White Tops for 1966-72 Models, other colors available as a special order. Top pads are included with all tops.

<b>T627B</b>	Black Top with Clear Plastic Window and black pads 1962-67 Conv.	299.00
<b>T627W</b>	White Top with Clear Plastic Window and black pads 1962-67 Conv.	299.00
<b>T682B</b>	Black Convertible Top only with pads. 1968-72 Cutlass/442 Conv.	235.00
<b>T682W</b>	White Convertible Top only with pads. 1968-72 Cutlass/442 Conv.	235.00
<b>TW682B</b>	Glass Back Window for Black Convertible Tops. 1968-72 Cutlass/442 Conv.	189.00
<b>TW682W</b>	Glass Back Window for White Convertible Tops. 1968-72 Cutlass/442 Conv.	189.00

**1964-72 Convertible Top Wells:** Located behind the rear seat and accepts the top assembly when folded down. All top wells are black and include the reinforcement strip.

<b>CTW25</b>	Convertible Top Well (specify year)	59.00
--------------	-------------------------------------	-------

### 

**Rubber Cover:** Located on firewall. Covers relay-breaker to prevent moisture and rust. Missing on many 1968-72 Convertibles.

<b>BRC68</b>	Relay Cover	7.50
--------------	-------------	------



**1968-72 Convertible Top Latch Receptacles:** Mounts on either side of the windshield header and accepts the alignment pin and top hooks when latching the convertible top down. Cast metal with brushed finish.

<b>CV682</b>	Top Latch Receptacles 1968-72 Conv	59.50 pr.
--------------	------------------------------------	-----------



**1964-72 Convertible Top Latch Assemblies:** Replace worn or damaged Convertible Top Latch Assemblies with these new latches. New assembly includes chrome hook and spring.

<b>CTL645L</b>	Left Top Latch	1964-65 Cutlass/442 Conv.	109.00
<b>CTL645R</b>	Right Top Latch	1964-65 Cutlass/442 Conv.	109.00
<b>CTL667L</b>	Left Top Latch	1966-67 Cutlass/442 Conv.	109.00
<b>CTL667R</b>	Right Top Latch	1966-67 Cutlass/442 Conv.	109.00
<b>CTL682L</b>	Left Top Latch	1968-72 Cutlass/442 Conv.	109.00
<b>CTL682R</b>	Right Top Latch	1968-72 Cutlass/442 Conv.	109.00

**CTL645L**



**CTL667R**



**CTL682L**



**1968-72 Convertible Top Bow:** New sheetmetal Convertible Top Bow Assembly to replace rusted or damaged originals on all 1968-72 Convertibles.

<b>TB682</b>	Convertible Top Bow	
	1968-72 Convertible	379.00



## CONVERTIBLE TOP SWITCHES

### 1966-67 Convertible Top Switch:

Reproduction switch is correct for 1966 with the black highlight on button. Switch can be used on 1967 Cutlass but originals were silver brushed finish.

<b>CTS667</b>	New Top Switch	
	1966-67 Conv.	73.50



### 1970-72 Convertible Top Switch:

Nice reproduction top switch for the dash of your 1970-72 Convertible. Chrome button with black painted line down the middle.

<b>CTS702R</b>	New Top Switch	
	1970-72 Conv.	73.50



### 1968-69 Convertible Top Switch:

New reproduction Top Switch fits 1968-69 all convertible Cutlass-442 models. Includes the wire harness, chrome bezel and black button. Bezel has UP, TOP, DN imprinted on the side per original.

<b>CTS689</b>	New Top Switch	
	1968-69 Conv.	99.00



### Convertible End Cap

**Moldings:** Used on 1964-65 and 1966-67 Cutlass-442 convertibles on the end of the windshield frame.

Quality chrome plated steel.

<b>WCM645</b>	End Cap Moldings	
	1964-65 all Convertibles	109.00 pr.
<b>WCM667</b>	End Cap Moldings	
	1966-67 all Convertibles	99.00 pr.



## 1966-72 CONVERTIBLE TOP BOOTS:

Black, pearl white, parchment (off-white) and white boots for 1968-72 models are usually in stock for immediate delivery. Delivery time on other colors is 3 to 4 weeks.

<b>CTB667</b>	Top Boot (specify color) 1966-67 all Convertibles (includes clips)	185.00
<b>CTB682</b>	Top Boot (specify color) 1968-72 all (tuck strip provided)	159.00
<b>BB01</b>	Vinyl Sewn Boot Bag all Models	24.50



## 1964-70 Convertible Top Rear Tack Strips:

Strips that attach the rear and sides of the convertible top to the body of the car. Also attaches the convertible top well to the rear and sides of the convertible top opening. Sold in a three piece set. Fits all Cutlass and 442 Convertible models listed below.

<b>TS645</b>	Convertible Tack Strip Set	1964-65 Cutlass Conv.	189.00 set
<b>TS667</b>	Convertible Tack Strip Set	1966-67 Cutlass Conv.	179.00 set
<b>TS680</b>	Convertible Tack Strip Set	1968 Cutlass Conv.	179.00 set
	also 1969 and 1970 Convertible models using 3 piece tack strips		




# 1961-77 Cutlass/442 Carpet Sets

**1961-63 Cut & Sewn Carpet Sets:** 1961-63 models use a cut and sewn design, which is not molded. Available in all the loop carpet colors listed below.

1961-63 Cut & Sewn Carpet Sets 229.00

## 1964-77 Cutlass Molded Loop And Pile Carpet Sets:

All sets include backing, harmonizing heel pad, and binding. Carpets are cut to manufacturer's specifications with pressure molded floor pan areas for correct fit. We stock black carpet sets for immediate delivery. Allow 3-4 weeks for special order color carpets. **NO RETURNS OF NON-STOCK CARPETS.** Extra carpet material by the yard is 49.00 per yard (36" x 72"). Specify number of yards and use stock number of carpet.



### 1964-73 MOLDED LOOP CARPET 169.00 Set

<b>01</b>	Black	<b>11</b>	Medium Saddle
<b>41</b>	Red	<b>12</b>	Dark Saddle
<b>04</b>	Ivy Gold	<b>13</b>	Maroon
<b>05</b>	Aqua	<b>45</b>	Dark Green
<b>16</b>	Dark Blue	<b>20</b>	Gold
<b>10</b>	Dark Brown		

### 1974-77 MOLDED PILE CARPET 169.00 Set

<b>801</b>	Black	<b>875</b>	Oxblood
<b>819</b>	Dark Blue	<b>825</b>	Maroon
<b>807</b>	Dark Grey	<b>820</b>	Saddle
<b>810</b>	Brown	<b>815</b>	Red
<b>809</b>	Green	<b>1804</b>	Silver
<b>7769</b>	Light Saddle		

**Sound Deadener Package:** This is the tar like rubber material found between the carpet and the body floor pan. Should be replaced when installing new carpet.

<b>SDM40</b>	Sound Deadener Package	1964-67 all models	69.50
<b>SDM80</b>	Sound Deadener Package	1968-72 all models	69.50
<b>SDM90</b>	Sound Deadener Package	1973-77 all models	69.50



**Lap Seat Belt Assemblies:** Set includes two buckle sections and two retractor sections for the front seats. 1968 design has a textured cover with smooth center section on the metal buckle with embossed GM logo on button. The 1969 design has textured plastic cover over a metal buckle, also with the embossed GM logo on the button. Seat belts are only available in black at this time. Rear Seat Belts are sold individually. Some models have three in the rear seat and also used in the middle of a front bench. These replacement Seat Belts differ slightly from originals.

<b>SBS680</b>	Front Lap Seat Belts	1968 models	239.00 set
<b>SBS682</b>	Front Lap Seat Belts	1969-72 models	219.00 set
<b>SBR692</b>	Rear Lap Seat Belt	1969-72 models	39.00 each




**1968-72 Seat Belt Anchor Bolts:** Large bolts used to attach seat belts to floor pans. Full thread bolt used for all areas except for the 70% thread which is used on the inner front seat belts only.

<b>SBB400</b>	Full Thread Seat Belt Anchor Bolt	1968-72	5.75 ea.
<b>SBB401</b>	70% Thread Seat Belt Anchor Bolt	1968-72	6.50 ea.



**Door Panel Carpeting:** New Door Panel Carpets are complete with sewn edging and ready to install. Please specify color using carpet numbers above.

<b>DPC702</b>	Door Panel Carpet (8" wide)(specify color)	
	1968-72 all 2 Doors	43.00 pair



### 1970-72 Lower Door Panel Red Reflector Assembly:

Usually scratched and pitted with age. Essential to replace with new door panels. Fits 1970 442, Cutlass S Coupe, Supreme Holiday Coupe & Conv., 1971 Cutlass S Coupe & 442 Holiday Coupe, & 1972 Cutlass S Coupe.

<b>DPR702</b>	Door Panel Reflector	1970-72 models listed	32.00 ea.
---------------	----------------------	-----------------------	-----------





## DOOR SILL PLATES



**1964-72 CUTLASS 2 DOOR SILL PLATES:** Exact replacement Aluminum sill plates add to your new carpet installation. Correct riveted Fisher Body Plate included where used originally. Screws included with all sill plates.

<b>SP6443</b>	Door Sill Plates	1964-67 all 2 doors and convertible (both sides)	59.50 pr.
<b>SP6866/7</b>	Door Sill Plates	1968-72 all 2 doors and convertible (both sides)	59.50 pr.
<b>SP7372D</b>	Door Sill Plates	1973-77 all 2 doors (both sides)	99.50 pr.
<b>1799</b>	Door Sill Plate Screw Package	all models (package of ten)(included with all sill plates)	3.50 pkg.

**1968-72 VISTA CRUISER AND 4 DOOR SILL PLATES:** New aluminum Sill Plates available for all 1968-72 Vista Cruisers and 4 Door Cutlass models. Excellent quality reproductions include riveted Fisher Body plates on fronts and screws for installation. Fronts and rears are each sold in pairs. You will need to order both fronts and rears for a full set of four.

<b>SP682F</b>	Front Door Sill Plates	1968-72 all 4 Doors, Wagons, and Vista Cruiser	89.00 pr.
<b>SP682VC</b>	Rear Door Sill Plates	1968-72 all Vista Cruiser Wagons	69.50 pr.
<b>SP682R</b>	Rear Door Sill Plates	1968-72 all 4 Dr Hardtop, Post Sedan & Standard Wagon	65.00 pr.



*Fusick*



*Fusick*

## 1964-77 CUTLASS-442 GM ACCESSORY RUBBER FLOOR MATS

Accurate reproduction of the floor mats available from General Motors in the 1960's and 70's. The mats fit 1964-72 All Cutlass-442-H/O models and are licensed and approved by General Motors. Rear Mats were made oversize at the factory to accommodate 88 and 98 models. 1964-72 Mats are available in Black only. 1968-72 Left front mat pictured at left. We have the floor mats used in 1973-77 Cutlass-442 in six colors as sets of four. 1973-77 front mats have embossed GM logo, pictured below to the left.

<b>FM647F</b>	Front Floor Mats (Black)	1964-67 all	130.00 pr.
<b>FM682F</b>	Front Floor Mats (Black)	1968-72 all	130.00 pr.
<b>FM647R</b>	Rear Floor Mats (Black)	1964-72 all	74.50 pr.
<b>FM647S</b>	Floor Mat Set (Black)	1964-67 all	175.00 set
<b>FM682S</b>	Floor Mat Set (Black)	1968-72 all	175.00 set
<b>FM737B</b>	Black Floor Mat Set	1973-77 all	99.00 set
<b>FM737T</b>	Tan Floor Mat Set	1973-77 all	99.00 set
<b>FM737GR</b>	Gray Floor Mat Set	1973-77 all	99.00 set
<b>FM737R</b>	Red Floor Mat Set	1973-77 all	99.00 set
<b>FM737DB</b>	Dark Blue Floor Mat Set	1973-77 all	99.00 set
<b>FM737M</b>	Maroon Floor Mat Set	1973-77 all	99.00 set



# TRUNK COMPARTMENT


**1967-75 Accessory Rubber Trunk Mat:** Popular accessory used to protect the original mat. Available in Black only, embossed with the word Oldsmobile. Highly desirable accessory sought after by collectors. Licensed and approved by General Motors.

**TRM672** Accessory Trunk Mat 1967-75 all 155.00



**Trunk Weatherstrip:** We offer the finest quality black sponge rubber available. No unsightly splice marks or oversize extrusions that make closing the trunk a difficult task. Sold in a 16 foot piece for all 1961-77 Cutlass models, trim to fit for 1968-77 models which use approx. 14 feet.

**TWL75-16** Trunk Weatherstrip 1961-77 all models 21.00



**Rubber Trunk Lid Bumpers:** Mounts in hole on either side of trunk. Two used per car.

**TB61** Trunk Lid Bumper 1961-68 all models 2.50 ea.

**TB69** Trunk Lid Bumper 1969-77 all models 2.50 ea.



**1968-72 Trunk Wiring Plug:** Located near trunk latch on trunk floor pan. 2 per car.

**TB70** Trunk Wiring Plug 13.50 ea.



**1968-77 Trunk Lock Retainer Gasket:**

Fits between lock retainer and trunk lid. Used on all 1968-77 Models to eliminate paint chipping.

**TLR71** Lock retainer gasket 4.50



**Trunk Lock Retainer:** Used to mount trunk lock in place. Fits all 1968-72 Cutlass-442 models. Fastens into trunk lid with two screws.

**TLR682** Trunk Lock Retaining Clip 1968-72 all 18.50



**Rubber Trunk Lock Cylinder Gaskets:** Give your restoration the final touches by replacing the rubber gasket around trunk lock.

**TLG61** Trunk Lock Rubber Gasket 1961-67 all 2.95

**TLG68** Trunk Lock Rubber Gasket 1968-75 all 2.95



**Trunk Compartment Spatter Paint:** 13 ounce spray cans. Check your trunk for proper color needed. Black and Aqua seems to be the most popular color used, but your trunk may have had any one of the three color combinations.

**2602** Trunk Spatter Paint Black and Aqua all models 13.50 ea.

**2603** Trunk Spatter Paint Black and Gray all models 13.50 ea.

**2604** Trunk Spatter Paint Gray and White all models 13.50 ea.



**Trunk Compartment Mats:** Vinyl black and aqua Houndstooth pattern Mats for 1964-68 Models and Gray-Green fiber material for 1969-77 Models. Some 1973-77 Models used black material which we cannot supply. See below for spare tire cover used on non Super Stock Wheel equipped cars.

**TM64HT** Trunk Mat (2 piece) 1964-65 all 49.50

**TM66HT** Trunk Mat (2 piece) 1966-67 all 49.50

**TM68HT** Trunk Mat (2 piece) 1968 all 49.50

**TM69GF** Trunk Mat (2 piece) 1969 all 46.50

**TM70GF** Trunk Mat (2 piece) 1970-72 all 46.50


**TM73GF** Trunk Mat (1 piece) 1973-77 all 46.50



**Spare Tire Cover:** Matches Houndstooth trunk mat. Cover is made of pressboard with houndstooth pattern as original. Excellent reproduction and final touch for your trunk compartment.

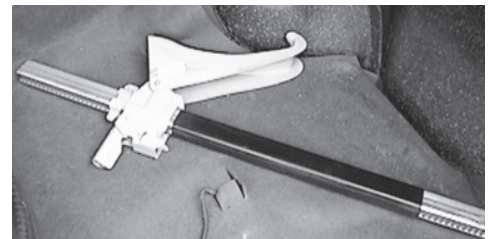
**STC61** Spare Tire Cover 1961-65 all, 1966-68 all models that do not use Super Stock wheels 24.50

**ST618** Spare Tire Cover Retainer 1961-65 all, 1966-68 above application for STC61 19.50



**1968-77 Jack Shaft Rubber Insulator:** Installs on jack shaft to keep it from scratching the underside of spare tire when mounted in trunk. Used on all 1968-77 models regardless of wheel option.

**JRI68** Jack Shaft Rubber Insulator 1968-77 all Cutlass Models 11.50



**1968-72 Jack Lift Pad:** Rubber pad mounts on the jack to cushion it against the bumper while operating jack. Typically dried out and cracked over the years or missing completely. Mounts to jack with three push in prongs on the backside.

**JLP682** Jack Lift Pad 1968-72 all models 11.50

**1966-72 Spare Tire Lug Wrench Clips:** Installed on all cars equipped with SSI and SSII Wheels. 1 pair used per car. Mounts to trunk floor with included self tapping screws.

**LWC66** Lug Wrench Clips 1966-72 w/ SS wheels 14.50 pr.



**1964-68 Jack Shaft and Base Hold Down Bracket:**

Bolts to trunk floor on all 1964-68 Cutlass/442 models. Holds jack shaft in place and also secures jack base. Wing nut included with two part bracket.

**JHB68** Jack Shaft Hold Down Bracket 1964-68 all models 34.50


**Hold Down Parts For Spare Tire:** Everything needed to keep your spare tire secure in the trunk. Cars with Super Stock wheels use the hex nut and cars with standard wheels use the wing nut. The same retaining rod is used for both wheel types.

**ST6693** Spare Tire Threaded Retaining Rod 1966-72 All models 11.00

**ST6588** Spare Tire Retaining Hex Nut 1965-72 with Super Stock wheels 11.00

**ST6516** Spare Tire Retaining Wing Nut 1965-72 with standard wheels 9.50

**ST7377** Spare Tire Retaining Nut with Handle 1973-77 all 28.50



**Trunk Divider Panels:** Die Cut Fiberboard Divider Panel is installed behind rear seat and insulates the passenger compartment from heat and sound. Gives a nice finished look to the trunk compartment.


**TD647** Trunk Divider Panel 1964-67 all exc. Convertible 32.50

**TD647I** Trunk Divider Panel Insulation 1964-67 all 16.50

**TDC682** Trunk Divider Panel 1968-72 all 2 Door Coupes 32.50


**TDC682C** Trunk Divider Panel 1968-72 all Convertibles 32.50

**TDC682I** Trunk Divider Panel Insulation 1968-72 all 16.50



**1970-72 Trunk Light Package:** Trunk Light Package is an exact duplicate of the original. Package includes bulb, light assembly with switch, and mounting bracket. Installs on the driver side trunk hinge box.

**TLP682** Trunk Light Package 1970-72 Hardtop & Convertibles 49.00



**1964-72 Trunk Light Wire Retaining Clip:** Small metal spring clip attaches to pinchweld inside trunk opening and keeps the trunk light wire secure.

**AWC682** Trunk Light Wiring Clip 1964-72 all 12.00

**1968-72 Trunk Wiring Clip:** Metal clip used to retain the rear body light harness on all 1968-72 Cutlass/442 models.

**TWC682** Rear Body Light Harness Clip 1968-72 all 6.00 ea.



# BODY DECALS, STRIPES AND STENCIL KITS



**1968 442 Stripe Stencil Kit:** Front Fender Stripes were a popular Y70 code option for 1968 442s. Triple vertical stripes extend from fender bottoms to lower peak molding edge. Space in middle of stripe kit accomodates 442 emblem. Also available as a decal in white or black.

**68SS** 1968 442 Stripe Stencil Kit 89.00

**68SB** 1968 442 Stripe Decal Kit, Black 89.00

**68SW** 1968 442 Stripe Decal Kit, White 89.00



**1970-72 W30 Stripe Stencil Kits:** Stencils included are hood scoop stencils, side body and trunk lid. Separate kits available for Hardtop or Convertible.

**DCW30CV** 1970-72 W30 Conv. Stencils 230.00

**DCW30CP** 1970-72 W30 Coupe Stencils 230.00



**1972 Hurst Olds Stripe Kit and 1972-74 Hurst Olds Quarter Panel Decals:** Kit includes reflective gold stripes used on fenders, doors, quarters, hood and trunk for 1972 Hurst Olds. H/O Decals sold separately.

Large H/O Decal on quarter panel of all 1972-74 Hurst Olds and pace cars. Printed in black, gold and red.

H/O Decals measure approximately 8" tall x 17" wide and are sold as pairs.

**DC72HO** 1972 Hurst Olds Stripe Kit 425.00 kit

**DCH0724** Hurst/Olds Quarter Decal  
1972-74 Hurst/Olds 53.00 pr.



**1970 RALLYE 350 Decal Kit:** Decal Kit includes the hood scoop, front fender/door stripes, rear quarter/roof stripes and rear quarter 'RALLYE 350' decals. Decals printed in the correct black and orange as originals.

**R350DEC** 1970 'RALLYE 350' Decal Kit 435.00



**1971-72 W29 Hood Decals:** For all 1971-72 442 with steel hoods. Stripes are used on the raised hood sections. One thick line and one thin line, stripes encircled the chrome hood louvers on either side. Available in Black or White. Other colors available as a special order, please inquire on availability.

**DCH712B** Black 1971-72 W29 Hood Decals 126.00

**DCH712W** White 1971-72 W29 Hood Decals 126.00



**1973 Hurst Olds Stripe Kit:** Stripe decal kit for all 1973 Hurst Olds. Gold and black stripes for hood, fenders, doors and quarter panels. Complete kit with instructions and plastic squeegee for installation.

**DC73HO** 1973 Hurst Olds Decal Kit 279.00 kit



**1975 Hurst Olds Stripe Kits:** Gold stripe kit for all 1975 Hurst Olds models. Kit includes all stripes needed, W25 & W30 decals (choose your application), instruction sheet, and plastic squeegee for installation.

**DC75HO** 1975 Hurst Olds Stripe Kit 279.00 kit

# W-25

**1975 W25 Front Fender Decals:** Gold vinyl decals for the front fenders on all 1975 H/O W-25 models. Sold individually for one front fender. Decal measures 7 5/8" wide X 1 7/8" tall. These decals are included in the 1975 Hurst Olds stripe kit listed above.

**DC75W25** 1975 H/O W25 Decals 9.50 each



**1975 & 1979 W30 Fender Decals:** Gold Vinyl decal for the front fenders of all 1975 & 1979 W-30s. Sold individually for one front fender. Decal measures 7 5/8" wide X 1 7/8" tall. These decals are included in the 1975 Hurst Olds stripe kit listed above.

**DC75W30** 1975 & 1979 W30 Decals 16.50 each



**1976-77 442 Stencil Kits:** Kit provides stencils for painting both 442 on doors and the 442 trunk decal. Available in white or black (trunk decal).

**DC767B** Black 442 Stencil/Decal Kit 99.00 set

**DC767W** White 442 Stencil/ Decal Kit 99.00 set



**1983 Hurst Olds Decal Kit:** Black, silver and red Stripe Kit for 1983 Hurst Olds models. Complete kit includes all stripes for fenders, doors, quarters, front and rear panels and the "Hurst Olds 15th Anniversary" decals for doors and trunk. Each stripe labeled on back for easy positioning on correct panels.

**DC83HO** 1983 Hurst Olds Decal Kit 339.00 kit



**1984 Hurst Olds Decal Kit:** Black, silver and red Stripe Kit for 1984 Hurst Olds models. Complete kit includes all stripes for fenders, doors, quarters, front & rear panels and the "Hurst Olds " decals for doors and trunk. Each stripe labeled on back for easy positioning on correct panels.

**DC84HO** 1984 Hurst Olds Decal Kit 339.00 kit



**1985-87 442 Stripe Kit:** Gold Stripe Kit for all 1985-87 Oldsmobile 442s. Kit includes double stripes for wheel openings and triple stripes for fenders, doors and quarters, '442' decals for doors, '442 Oldsmobile' decals for front panel and trunk. Instruction sheet and plastic squeegee for installation included.

**DC857** 1985-87 442 Stripe Kit 239.00 kit

## Headlight Housing and Grille Mounting Hardware Kits

We offer many of the mounting screws and hardware used on the grilles and headlight housings in a simple to follow kit. Covers all 1966-72 Cutlass/ 442/ H/O models. Kits for headlight housings also include the screws for the headlight bezels. Each kit includes an installation sheet and is complete for each application.

<b>68HHD</b>	1968 Headlight Housing Screw Kit	13.50
<b>69HHD</b>	1969 Headlight Housing Screw Kit	13.50
<b>70HHD</b>	1970 Headlight Housing Screw Kit	13.50
<b>71HHD</b>	1971 Headlight Housing Screw Kit	13.50
<b>72HHD</b>	1972 Headlight Housing Screw Kit	13.50

<b>66GMK</b>	1966 Grille Mounting Screw Kit	13.50
<b>67GMK</b>	1967 Grille Mounting Screw Kit	13.50
<b>68GMK</b>	1968 Grille Mounting Screw Kit	13.50
<b>69GMK</b>	1969 Grille Mounting Screw Kit	13.50
<b>70GMK</b>	1970 Grille Mounting Screw Kit	13.50
<b>71GMK</b>	1971 Grille Mounting Screw Kit	13.50
<b>72GMK</b>	1972 Grille Mounting Screw Kit	13.50

**1964-72 Headlight Adjuster Screw and Nuts:** Uses eight per car. Allows adjustment for proper alignment of headlights. The plastic pieces on originals are usually stripped or broken.

**67-3110** 1964-67 Cutlass/442 Adjuster Screw 3.50 ea.

**68-3249** 1968-72 Cutlass/442 Adjuster Screw 3.50 ea.



## Front End Sheetmetal Mounting Hardware Kits

**Fender Mounting Hardware Kit:** Kits available for 1964-65, 1966-67 and 1968-72 all Cutlass-442-H/O. Includes all cage nuts, bolts, washers, screws, and correct shims needed for mounting front fenders. Two different thicknesses of shims provided depending on size needed. Installation sheet included.

**FMK645** 1964-65 Fender Mounting Kit (one fender) 19.50 per kit

**FMK667** 1966-67 Fender Mounting Kit (one fender) 19.50 per kit

**FMK682** 1968-72 Fender Mounting Kit (one fender) 19.50 per kit



**Hood Hinge Hardware Kit:** Includes all bolts with washers and spacers needed to properly install hood hinges. Fits all 1964-67 and 1968-72 Cutlass-442-H/O models. Installation sheet included with kit. One kit will service both hinges.

**HMK647** 1964-67 Hood Hinge Mounting Kit 14.50 kit

**HMK682** 1968-72 Hood Hinge Mounting Kit 14.50 kit




**Radiator Core Support, Fender Braces and Header Panel Hardware Kit:**

Complete kit needed for assembling radiator core support, fender braces, header panel and hood latch. Kit will work on all 1968-72 Cutlass-442-H/O models. One kit needed per car.


**RMK647** 1964-67 Radiator Core Support Mounting Kit 18.50 kit

**RMK682** 1968-72 Radiator Core Support Mounting Kit 18.50 kit



**Fan Shroud Hardware Kit:** Correct screws and cage nuts for mounting plastic fan shroud to radiator support. Applies to all 1966-72 Cutlass-442-H/O models.

**SMK662** 1966-72 Fan Shroud Mounting Kit 11.00 kit



**Front Plastic Wheel Well Attaching Hardware Kit:** For 1968-77 all Black and Red Inner Fender Wells. 40 piece package contains bolts and clip on u-nuts.

**9756** 1968-77 Plastic Wheel Well Bolt Package 18.50 pkg.



## Light Assembly Mounting Hardware Kits

**Tail Light Assembly to Bumper Mounting Hardware Kits:** Includes all screws and fasteners needed to mount your Tail Light Assemblies to rear bumper. Also includes rubber coated wire retaining clips used to hold wiring secure. 1970 is a 22 piece set (pictured) while 1971-72 is 20 pieces.

**TLAB70** 1970 Tail Light Assembly Mounting Kit 26.00 kit

**TLAB712** 1971-72 Tail Light Assembly Mounting Kit 24.00 kit



**1969-72 Parking Light Lens Screws:** Chrome Phillips head screws with collar used on parking light lenses. 1969-70 uses two screws per lens and three per lens on 1971-72 models.

**PLS690** Parking Lens Screws 1969-70 all 3.95 pkg of 2

**PLS712** Parking Lens Screws 1971-72 all 5.95 pkg of 3



**1970-72 Tail Light Lens Screws:** Black Phillips head screws with correct length collar to prevent over tightening on lenses. Tail light lenses use 4 screws per lens. Sold in packs of four to service one lens.

**TLLS702** Tail Lens Screws 1970-72 all 7.50 pkg of 4

**1970-72 Back Up Lens Screws:** Chrome Phillips head screws with collar used on Back Up Light Lenses. 1970-72 models use two screws per lens.

**BLS702** Back Up Lens Screws 1970-72 all 3.95 pkg of 2

**1969-72 Bucket Seat Release Screw Kit:** Screw kit used to bolt the Bucket Seat Release mechanism into the rear of the seat frame.

**692SRK** Bucket Seat Release Screws 1969-72 w/ buckets 4.50 kit

**1966-72 Bucket Seat Mounting Bolt Set:** Bolts used to attach Bucket Seat Frame to the seat adjuster tracks on all 1966-72 cutlass models. Sold in a set of eight bolts.

**BSB662** Bucket Seat Mounting Bolts 1966-72 w/ buckets 11.50 kit

**1969-72 Bucket Seat Back and Lower Panel Fastener Set:** Screw kit used to secure the plastic seat back and lower seat panels to the bucket seat frame. Sold in a 22 piece kit to service two bucket seats.

**BKP692** Seat Panel Mounting Hardware Kit 1969-72 all 8.50 kit

**1964-72 Heater Control Cable Fastener Kit:** Special 1/4" tall hex head screws used to secure heater cables in place on the heater box assembly. Sold in a package of six.

**642HCS** Heater Cable Screw Kit 1964-72 all 5.00 kit

**1968-72 Heater Box Fastener Kit:** Screw kit used for attaching brackets and air vent to heater box under dash on all non-air conditioned cars. Sold in a package of fifteen.

**682HBS** Heater Box Fastener Kit 1968-72 all exc. A/C 5.50 kit

**1964-79 Alternator Adjuster Bolt Set:** Bolt and washer on the front of all 1964-79 alternators used for belt tension adjustments.

**649ABS** Alternator Adjuster Bolt 1964-79 all 4.50

**1964-79 Alternator Wiring Nut Kit:** Lock Nuts and Washers used to secure the power and ground wires to electrical terminals on back of alternator, 10 piece kit.

**649ANK** Alternator Nut Kit 1964-79 all 4.50 kit

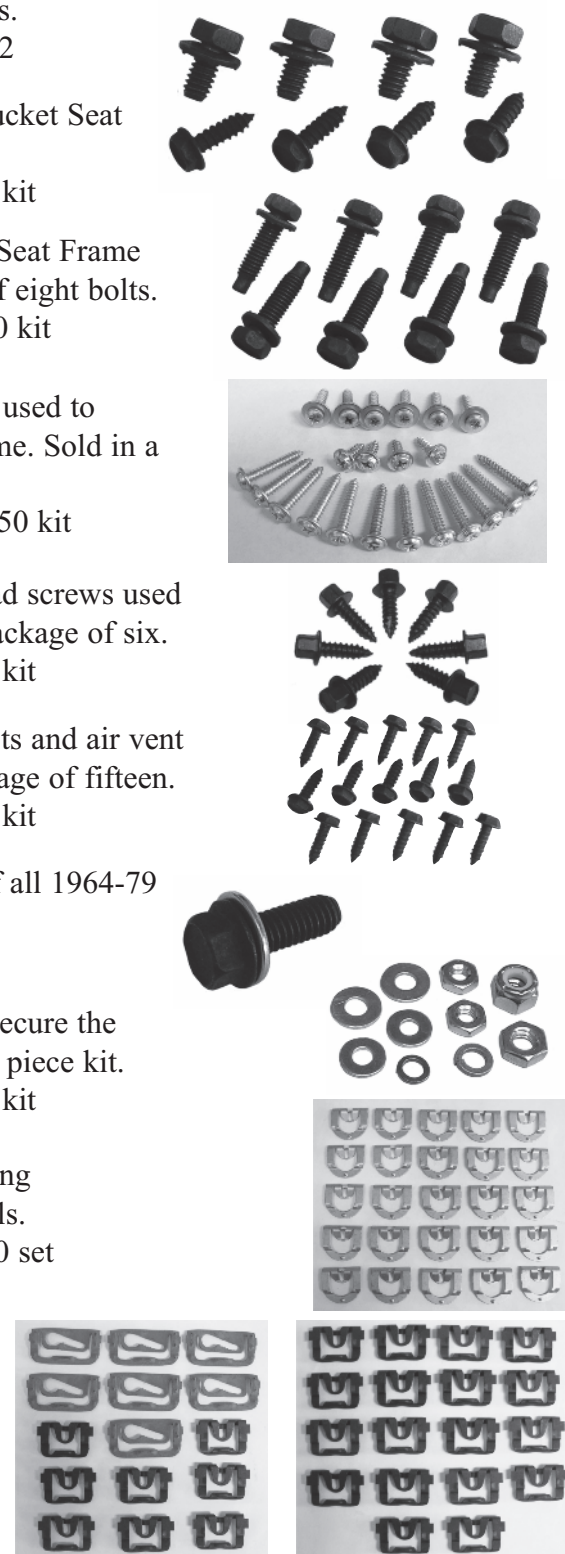
**Rear Window Molding Clip Set:** Complete clip set for stainless molding surrounding the rear window on Holiday Coupe and Sport Coupe models.

**RWC667** Rear Window Clips 1966-67 Cutlass/442 21.50 set

**Windshield Molding Clip Set:** Complete clip set for all 1968-72 Holiday Coupe & Sport Coupe and 1973-77 all Cutlass. Attaches stainless moldings surrounding the windshield.

**WMC682** Windshield Molding Clips 1968-72 14.50 set

**WMC737** Windshield Molding Clips 1973-77 15.50 set



## Body Molding Clips

In the past, many of the body side molding clips have been very difficult to find new. We have manufactured the following molding clips for many popular Cutlass-442-Hurst Olds models to the exact specifications. All are copied from original clips and tested for fit and function. Each clip is individually manufactured on our exclusive tooling. Prices reflect the high tooling cost incurred by us to bring these necessary clips back to the market. Since many clips listed have very limited usage, check applications carefully.

### 1966 Door Center Molding Clip:

Spring loaded metal clip attaches molding to door. Snaps into hole in sheetmetal and is used across length of door in conjunction with DEM66 below.

**DCM66** 1966 Door Center Clip 4.50 ea.



**1966 Door End Molding Clip:** Fastens 2" wide molding on front and rear edge of doors. Metal clip with plastic backing, includes fastening screw and washer.

**DEM66** 1966 Door End Clip 9.50 ea.



### 1966 Wheel Opening to Side Molding

**Clip:** Used to attach the body side moldings and wheel opening moldings together on 1966 Supreme & 442 only, uses 8 per car.

**MTC66** 1966 Side Molding Clip 5.50 ea.



### 1967 Door Center Molding Clip:

Plastic molding clip snaps into holes in sheet metal and is used across length of door in conjunction with DEM67 below.

**DCM67** 1967 Door Center Clip 4.50 ea.



### 1967 Door End Molding Clip with Screws:

Fastens 2 3/8" wide molding on front and rear edge of doors. Metal clip, plastic backing, includes fastening screw and washer.

**DEM67** 1967 Door End Clip 9.50 ea.



### 1968-69 Door End Molding Clip:

Used on front and rear edges of door to fasten thin 1/2" stainless molding. Spring loaded metal clip with small rubber o-ring to seal against body. Includes screw with nylon washer.

**DEM689** 1968-69 Door End Clip 4.50 ea.



### 1968-69 Front Fender Molding Clip:

Metal clip with threaded stud includes spring wire clip. Fastens 1/2" stainless molding on top edge of fender.

**FFM689** 1968-69 Fender Molding Clip 4.00 ea.



### 1968-69 Quarter Panel Molding

**Fastener:** Plastic clip used on all 1968-69 models on quarter. Up to 26 per car.

**6869** Quarter Molding Clip 2.50 ea.



### Quarter Panel and Vinyl Top

**Molding Fastener:** Compare to your original. Fits most 1968-72 models.

**81301** Molding Fastener 2.50 ea.

### 1970-71 Cutlass Supreme Front

#### Fender Molding after wheel opening

**Clip:** Correct metal design with threaded stud, uses 4 per car.

**FFM701S** 1970-71 Fender Clip 4.75 ea.



### 1970-71 Cutlass Supreme Door

**Center Molding Clip:** 2 1/4" x 1 3/16" plastic clip snaps onto 'T' stud on sheet metal.

**DCM701S** 1970-71 Door Center Clip 4.00 ea.



### 1970-71 Cutlass Supreme Door End

**Molding Clip:** Fastens 2 1/2" wide molding on front and rear edge of doors. Metal clip, plastic backing, includes fastening screw and washer.

**DEM701S** 1970-71 Door End Clip 9.50 ea.



### 1970-71 Cutlass 'S' Door End

**Molding Clip:** Used on 70-71 Cutlass 'S' models with 1" wide molding, used at front and rear ends of molding. Screw and nylon washer included.

**4301** 1970-71 'S' Door End Clip 2.50 ea.



### 1971-72 Rocker Panel Molding

**Clips:** 1 3/8" diameter clip fastens to rocker with sheet metal screw.

**RMC712** 1971-72 Rocker Panel Molding Clip 2.50 ea.




### 1968, 1969, 1971-72 Cutlass 'S' Trunk

**Molding Acorn Nut:** Correct self tapping, self retaining design.

**TMN68** 1968, 1971-72 Acorn Nut 3.50 ea.

**TMN69** 1969 Acorn Nut 3.50 ea.



# Fasteners, Molding Clips and Assorted Hardware

## Inside Door Handle, Window, and Quarter Window Handle Retaining Clip:

Fits 1961-77 All Models.

**2451A** Clip Package of 10 6.50



## Door Trim Panel Tab: Metal tab clips on edge of door panel for 1964-77 all Models.

**12134** Trim Panel Tabs 8.50 pkg of 25



**Trim Panel Fastener Grommet:** Fits 1964-77 Models using 12134 Metal Door Panel Trim Tab. Sold in a set of 25.

**TPG647** Trim Panel Grommet 11.00 set



**Door Trim Panel Tab:** Plastic tabs twist and lock on to door panel and push into prepunched door holes. For all 1966-77 models not using metal tabs. **11774**

Trim Panel Tabs 8.50 pkg of 25



**Handle Bearing Plate:** For 1964-77 all with Manual Window Cranks and some Door Opening Handles. Check your car for quantity and application.

**HBP647** Handle Backing Plate 2.50 ea.



## Firewall Insulation Fastener:

For all 1964-77 models.

**9878** Firewall Pad Fastener 1.00 ea.



## 1970-72 Ash Tray Door Spring:

**72-3717** Spring 1970-72 2.00 ea.



## 1968-72 Accelerator Cable Clip:

**74-4077** Accelerator Cable Clip 2.50 ea.



## Lower Windshield and Trunk Molding

**Screws:** Chrome plated phillips head screw with fiber washer used on 1968-72 all models on lower windshield molding and 1969 442, 1970-72 all models on trunk edge moldings. Sold in a pack of 8.

**WT682** Windshield & Trunk Molding Screws 9.50 set



## 1968-72 Automatic Transmission

### Coolant Line Mounting Clips:

Fastens Transmission lines to frame with included metal clip.

**TLC682** 1968-72 Transmission Line Clip 18.00



## 1967 Cutlass Supreme & 442 Stainless

**Body Side Molding Clips:** Threaded stud with spring tension wire.

**19807** Molding Fastener 2.00 ea.



## Finishing Molding Fastener:

Fits 1970-72 models w/ 1" wide molding.


**10220** Molding Fastener .75 ea.



## Quarter Panel & Belt Molding Fastener:

Fits 1970-72 Most Models.

**71601** Molding Fastener 1.00 ea.



## Windshield Molding Fastener:

Used on most 1964-72 Models.

Compare to your original sample.

**3369** Molding Fastener 1.00 ea.



## Rear Window Molding Fastener:

For 1964-72 many models. Use picture at right to compare your original.

**10243** Rear Window Molding Fastener .75 ea.



## Rear Window Molding Fastener:

For most 1964-67 Models. Compare your original to picture.

**4523** Rear Window Molding Fastener 1.00 ea.



## Windshield Molding Fastener

(upper molding):

Fits most 1968-72 Models. Compare to your original clip.

**10701** Windshield Molding Fastener 1.00 ea.




## 1964-68 Convertible Belt Molding

**Fasteners:** Sold each.

**D3635** 1964-65 Molding Fastener 3.95

**D3640** 1966-67 Molding Fastener 3.95

**D3645** 1968 Molding Fastener 3.95



**Original "Pinch" Style Clamps:** Final detail to your engine compartment. Study application and color to insure you get the proper clamp.


**12689** Black 3/8" for PCV and Vacuum hose 2.00 ea.

**12686** Olive 3/8" for Fuel Line 2.00 ea.

**12685** Black 5/16" for Fuel Line 2.00 ea.

**12684** Red 1/4" for Vapor Line 2.00 ea.

**18447** Heater Core to Valve 3.00 ea.



# FASTENERS, CLIPS AND ASSORTED HARDWARE

**1968-72 Seat Belt Anchor Bolts:** Large bolts used to attach seat belts to floor pans. Full thread bolt used for all areas except for the 70% thread which is used on the inner front seat belts only.

**SBB400** Full Thread Bolt 5.75 ea.

**SBB401** 70% Thread Bolt 6.50 ea.



**Interior Screw Package:** 11 different styles and sizes to service areas such as arm rest bases, door and rear trim panels, sun visors, pillar trim, etc. 92 piece package services all models.

**6172** Interior Screw Package

19.50



**Roof Rail Weatherstripping Fastener:** Fits 1964-77 All Models.

**44701** Fastener .50 ea.

**Door Weatherstripping Fastener:**

Used on most 1964-77 Models.

**11120** Weatherstrip Fastener .50 ea.



**Heater Hose Insulator:** Used to cushion the heater hose against the alternator bracket. Fits 1968-77 All Models & uses one per car.

**HHI68** Hose Insulator 7.50

**Carburetor Wing Nut:**

Correct and aftermarket wing nut for 1964-77 All Models.

**3741** Aftermarket Wing Nut .75

**3741A** Original Wing Nut 4.50



**Wire Harness Tie Down Strap:** Used on many Cutlass/442-H/O Models in the radiator support area. Requires up to 6 per car.

**3728** Tie Down Strap

1.50 each



**Original Style Push in Fasteners:** Olive green metal push in fasteners used on cowl lacing, A-frame seals and radiator seals on 1961-70 Cutlass models.

**3774** Original Style Fasteners

1961-70 all models 1.50 ea.



**Bumper Bracket Bolts:** Used to mount bumper brackets to frame on front and rear bumpers for all 1964-72 Cutlass-442-H/O. Sold in sets of 4, includes bolts, washers and nuts. One set services one bumper.

**642BBB** Bumper Bracket Bolts 29.50 set



**Washer Head Bolts:** For radiator shroud and front fenders. Used extensively on 1968-77 models. Size is 5/16-18 x 3/4 Black Oxide with 1/2" head size.

**10084** Bolt 1968-77 All models .50 ea.



**Bolt with Washer:**

Front fender and hood hinge attaching bolts with washer for all models. Black Oxide. 11110 is used in 90% of applications.

**11109** Bolt 3/8-16 x 1" 1.25 ea.

**11110** Bolt 3/8-16 x 1 1/2" 1.50 ea.



**Shims:** Front fender adjusting shims for all models. Cadmium plated and measures 1 1/8" X 1 1/8" x 1/8" thick.

**5077** Shims (25/pkg) 8.50 pkg.



**Wheel Opening Molding Screw Package:** Bright zinc screws fit all models. Sold in a pack of 35.

**9863** Wheel Opening Screws 5.00 pkg.

**Tapping Screw Package:**

4 different sizes commonly applies to horn relay, voltage regulator, headlight housings, and other areas. Sold in a package of 40 pieces to service all models.

**2973** Tapping Screw Package 8.50 pkg.



**Suspension Grease fittings:** All models, tie rods, idler arm, u-joints, ball joints, center link, etc. Sold in a pack of 10.

**9257A** Grease Fittings 8.50 pkg.



# LITERATURE

## SHOP SERVICE, ASSEMBLY AND FISHER BODY MANUALS



### Shop Service Manuals

<b>B63RM</b>	1963 Shop Service Manual	85.00
<b>B64RM</b>	1964 Shop Service Manual (5 pc set)	99.50
<b>B65RM</b>	1965 Shop Service Manual	92.50
<b>B66RM</b>	1966 Shop Service Manual	92.50
<b>B67RM</b>	1967 Shop Service Manual	92.50
<b>B68RM</b>	1968 Shop Service Manual	92.50
<b>B69RM</b>	1969 Shop Service Manual	92.50
<b>B70RM</b>	1970 Shop Service Manual	92.50
<b>B71RM</b>	1971 Shop Service Manual	92.50
<b>B72RM</b>	1972 Shop Service Manual	92.50
<b>B74RM</b>	1974 Shop Service Manual	65.00
<b>B75RM</b>	1975 Shop Service Manual	65.00
<b>B76RM</b>	1976 Shop Service Manual	65.00
<b>B77RM</b>	1977 Shop Service Manual	65.00




### Owner's Manuals

<b>OM65A</b>	1965 Cutlass/442 Owner's Manual	20.00
<b>OM66A</b>	1966 Cutlass/442 Owner's Manual	20.00
<b>OM67A</b>	1967 Cutlass/442 Owner's Manual	20.00
<b>OM68A</b>	1968 Cutlass/442 Owner's Manual	20.00
<b>OM69A</b>	1969 Cutlass/442 Owner's Manual	20.00
<b>OM70A</b>	1970 Cutlass/442 Owner's Manual	20.00
<b>OM71A</b>	1971 Cutlass/442 Owner's Manual	20.00
<b>OM72A</b>	1972 Cutlass/442 Owner's Manual	20.00
<b>OM73A</b>	1973 Cutlass/442 Owner's Manual	20.00
<b>OM74A</b>	1974 Cutlass/442 Owner's Manual	20.00
<b>OM75A</b>	1975 Cutlass/442 Owner's Manual	20.00
<b>OM76A</b>	1976 Cutlass/442 Owner's Manual	20.00
<b>OM77A</b>	1977 Cutlass/442 Owner's Manual	20.00

### 1970-71 Engine Assembly Manuals:

Assembly manuals specifically covering the engine section only.

<b>B70EAM</b>	1970 Engine Manual	29.00
<b>B71EAM</b>	1971 Engine Manual	29.00



### Fisher Body Manuals

<b>FBM65</b>	1965 Fisher Body Manual	49.50
<b>FBM66</b>	1966 Fisher Body Manual	49.50
<b>FBM67</b>	1967 Fisher Body Manual	49.50
<b>FBM68</b>	1968 Fisher Body Manual	49.50
<b>FBM69</b>	1969 Fisher Body Manual	49.50
<b>FBM70</b>	1970 Fisher Body Manual	49.50
<b>FBM71</b>	1971 Fisher Body Manual	49.50
<b>FBM72</b>	1972 Fisher Body Manual	49.50
<b>FBM73</b>	1973 Fisher Body Manual	49.50
<b>FBM74</b>	1974 Fisher Body Manual	49.50
<b>FBM75</b>	1975 Fisher Body Manual	49.50



### Assembly manuals

<b>B65AM</b>	1965 Cutlass Assembly Manual	29.50
<b>B66AM</b>	1966 Cutlass Assembly Manual	29.50
<b>B67AM</b>	1967 Cutlass Assembly Manual	29.50
<b>B68AM</b>	1968 Cutlass Assembly Manual	29.50
<b>B69AM</b>	1969 Cutlass Assembly Manual	29.50
<b>B70AM</b>	1970 Cutlass Assembly Manual	29.50
<b>B71AM</b>	1971 Cutlass Assembly Manual	29.50
<b>B72AM</b>	1972 Cutlass Assembly Manual	29.50
<b>B73AM</b>	1973 Cutlass Assembly Manual	29.50
<b>B74AM</b>	1974 Cutlass Assembly Manual	29.50
<b>B75AM</b>	1975 Cutlass Assembly Manual	29.50




### 1966-69 Cutlass/442 Wiring Diagram Manuals:

Wiring schematics for 6 cylinder and V8 engines, chassis, Rally Pac Circuit, A/C, and other sections.

<b>WDM66</b>	1966 Cutlass/442 Wiring Diagram	7.50
<b>WDM67</b>	1967 Cutlass/442 Wiring Diagram	7.50
<b>WDM68</b>	1968 Cutlass/442 Wiring Diagram	7.50
<b>WDM69</b>	1969 Cutlass/442 Wiring Diagram	7.50

# LITERATURE & PROMOTIONAL ITEMS



## 1966-72 Illustrated Facts & Feature Manuals:

Information on different models, options, body style identification, wheel options and more.

<b>B66FF</b>	1966 Facts & Features Manual	9.95
<b>B67FF</b>	1967 Facts & Features Manual	9.95
<b>B68FF</b>	1968 Facts & Features Manual	9.95
<b>B69FF</b>	1969 Facts & Features Manual	9.95
<b>B70FF</b>	1970 Facts & Features Manual	9.95
<b>B71FF</b>	1971 Facts & Features Manual	9.95
<b>B72FF</b>	1972 Facts & Features Manual	9.95

## 1968-72 Oldsmobile Inspector

**Code Guides:** Contains break down of letter codes, codes for different available options and other useful information.




<b>B68IC</b>	1968 Oldsmobile Inspector Guide	19.95
<b>B69IC</b>	1969 Oldsmobile Inspector Guide	19.95
<b>B70IC</b>	1970 Oldsmobile Inspector Guide	19.95
<b>B71IC</b>	1971 Oldsmobile Inspector Guide	19.95
<b>B72IC</b>	1972 Oldsmobile Inspector Guide	19.95

## 1964-71 Oldsmobile Muscle Portfolio

by Brooklands. Contains road tests, performance and technical data, driving reports, model introductions on Cutlass, 442, W30, W31, Starfire, Delmont, Toronado, Rallye 350 and more.

Approximately 140 black and white photos.


<b>B673</b>	1964-71 Muscle Portfolio	19.95
-------------	--------------------------	-------



## 1964-74 Cutlass-442 Muscle Portfolio

by Brooklands. Contains different articles, tests and reports than the B673 listed above, covers only Cutlass/442 performance models from 1964-74.

<b>B003</b>	1964-74 Muscle Portfolio	19.95
-------------	--------------------------	-------



## 'W' Machines Super Tuning and

**Blueprinting Guide:** 16 page booklet covers W-30, W-31, and W-32 Tuning and blueprinting specs.

<b>WGUIDE</b>		8.95
---------------	--	------



**Fusick Automotive Gift Certificates:** Available for any amount and customizable for any occasion. Always the right size and color. Contact us for details.

**'Hurst Equipped' Book:** 188 page hardcover book on the history of the Hurst Equipped automobiles. Interesting information on the complete history of the Hurst Performance Legacy.

<b>B490</b>	Hurst Equipped Book	39.95
-------------	---------------------	-------



**1965 Hurst Wheel Press Kit:** 32 page reproduction of the press kit Hurst put out in 1965 to showcase their forged aluminum wheels. Includes color Hurst Wheel brochure, directions for the wheels, copies of original documents with test results and interesting articles on the Hurst Wheel.

<b>B65HW</b>	Hurst Wheel Press Kit	19.95
--------------	-----------------------	-------



**1968 Hurst Catalog:** Reproduction of the original 1968 Hurst Catalog. Printed in full color, 38 page booklet covers company history, promotional items, shifters, wheels and everything Hurst. Great 'spirit' item for car shows or a good addition to any Hurst collection.

<b>B68HC</b>	Hurst Catalog	23.95
--------------	---------------	-------



## Mid 70's Hurst Hatch Information

**Packet:** Complete information on the 'Hurst Hatch' design T-Top package. Includes a copy of letter to Hurst Performance, Inc. about the trademark information, Hurst Hatch certificate, copies of original flyers, and other information, plus a complete copy of the installation instruction booklet. A great addition to any Hurst collection.

<b>B75HH</b>	Hurst Hatch Packet	21.95
--------------	--------------------	-------





### 1996 Oldsmobile Aurora Pace Car:

Collectible promotional plastic model by Brookfield Collectors Guild and distributed by area dealerships. Pearl white with gold and purple stripes and the Indy Racing League logo on doors. 1/24 scale model in the original box with certificate of authenticity. Nice addition to any Oldsmobile memorabilia collection. Limited supply.

1996 Aurora Pace Car Model Car

24.50

### 1970 Oldsmobile 442 Convertible 'Demolition Man' Model:

Inspired by the 70 442 used in the 'Demolition Man' movie starring Sylvester Stallone. Manufactured by Mattel circa 1993. Measures 13 inches long and features Combat Cannon rocket launcher, crash-action trunk, exploding hood and engine, etc. New in original sealed box.

1970 Oldsmobile 442 Demolition Man Model Car

29.50



## 1961-63 F85-Cutlass NOS GM Parts

1102236	Generator (rebuilt & restored)	1961-62 F85	189.00
1194041	Thermostat Housing (nice take-off)	1961-63 F85	32.00
585058	Neutral Safety Switch	1962-63 F85 Auto, floor shift	35.00
CV606	Crankcase Ventilator Valve	1962 Jetfire, 1963 all	28.00
586964	Right Front Fender Extension	1963 F85	39.00
587828	Deluxe Horn Cap and Emblem	1963 F85	45.00
543283	Turn Signal Flasher	1961-63 F85	12.00
575532	Voltage Regulator Fuse	1961-62 F85	19.50



## Original Cutlass-442-Hurst Olds Literature

We have located a large supply of Original GM Literature. Many of the items are one-of-a-kind so please do not hesitate if there is a certain piece needed. Keep in mind that all following literature is in good USED condition unless otherwise noted.


1961-75 Master Chassis and Body Parts Books with Illustrations section. Large two volume books with all the part number information you will ever need. Includes accessory code numbers with technical engine and model information plus interior trim combinations.  
Ideal books for swap meet or eBay auctions 165.00 set

1962	F-85 Color Catalog (new)	23.00
1963	All Models Prestige Catalog (new)	28.00
1963	All Models Pocket Color Catalog (new)	9.00
1965	All Models Pocket Color Catalog (new)	9.00
1966	All Models Pocket Color Catalog (new)	9.00
1966	All Models Prestige Color Catalog	30.00
1966	Sport Models Color Catalog 442-Toronado-Starfire (new)	25.00
1968	Technical Service Bulletins in Binder	49.00
1973	Colors and Fabrics Book with Product Selling Information Book (mint condition)	150.00 pr.
1975	Technical Service Bulletins in Binder	49.00
1975	Dealer Showroom Book (nice condition)	195.00
1976	Air Conditioning Parts Catalog	29.00
1976	Hatch Roof Manual	20.00
1977	Air Conditioning Parts Catalog	35.00
1984	Service Manuals, 5 pc set includes Electrical Troubleshooting Manuals (2 volumes) Fisher Body Manual, Shop Manual, and New Product Service Information Manual	65.00
1985	Shop Service Manual	38.00
1985	New Product Service Information Manual	35.00
1985	Electrical Troubleshooting Manual	32.00
1985	Fisher Body Manual	22.00
1986	Shop Service Manual	38.00
1986	Fisher Body Manual	22.00
1986	Notebook Pad, Key Chain, Pen, Maintenance Schedule, Warranty/Owner Assistance, Music Systems in Oldsmobile Binder (nice collector piece)	35.00




**1975, 1976 & 1977 Uncirculated Sales Brochures:** New, never used dealership sales brochures. 1975 brochure covers all models built in that year, 1976 & 1977 brochures cover the Cutlass, Starfire and Omega models. These are all out of a case lot and have never been removed from the box.

<b>75SALES</b>	1975 Oldsmobile Sales Brochure	20.00 ea.	2 for 35.00
<b>76SALES</b>	1976 Oldsmobile Sales Brochure	20.00 ea.	2 for 35.00
<b>77SALES</b>	1977 Oldsmobile Sales Brochure	20.00 ea.	2 for 35.00



**1973 and Up Window Hanger Sign:** Large rocket symbol in the middle over a transparent, claret red background. Shows Cutlass-Omega-Ninety Eight-Cruiser-Delta 88-Toronado individually over horizontal and vertical wire background. Overall width is 60" and the Rocket is 32 1/2" tall.

Sign is in very good condition. \$450.00



**1960's Guardian Maintenance Lighted Sign:** This sign was original in the NOS box when we purchased it and is in excellent condition. Two sided, plastic light up sign with brass colored metal frame measures 38 1/2" long, 12" tall and 5" wide. \$450.00



We have the original Oldsmobile dealership Press Release Kits available for the years listed below. Most years will picture all models for that particular year unless noted otherwise.

1962 Oldsmobile Jetfire only	\$120.00
1962 Oldsmobile Cutlass-F85-Full Size Models	\$110.00
1964 Oldsmobile Cutlass and Full Size Models	\$95.00
1965 Philadelphia Auto Show	\$65.00
1965 Chicago Auto Show	\$75.00
1965 Oldsmobile 442 models	\$95.00
1966 Oldsmobile Cutlass-442-Toronado	\$75.00
1968 Oldsmobile 442 Convertible and Full Size	\$75.00
1969 Oldsmobile Cutlass-442 and Full Size	\$95.00
1972 Oldsmobile Cutlass-Vista Cruiser and Full Size	\$95.00
1973 Oldsmobile Cutlass-442 and Full Size	\$120.00
1974 Oldsmobile Cutlass and Full Size	\$95.00




1972 Oldsmobile Press Release Kit

## DECALS

**1968 W-31 Ram Rod 350 Front Fender Decals:** High quality rub-on vinyl decal used on 1968 Cutlass W-31 models. Located on front fenders, behind the front side marker lights.

<b>DC33B</b>	Black 1968 Ram Rod 350 Decal	9.50 ea.
<b>DC33W</b>	White 1968 Ram Rod 350 Decal	9.50 ea.



**1969 W-30 & W-31 Front Fender Decals:** Rub-on vinyl decals are used on front fenders for 1969 W-30 and W-31 models.

<b>DC30</b>	White 1969 W-30 Decal	6.00 ea.
<b>DC30A</b>	Black 1969 W-30 Decal	6.00 ea.
<b>DC31</b>	White 1969 W-31 Decal	6.50 ea.
<b>DC31A</b>	Black 1969 W-31 Decal	6.50 ea.

**W-30 350**

**W-31**

**H/O 455**

**1969 Hurst/Olds Hood Scoop Decals:** 1969 'H/O 455' Decal in black & gold vinyl. Sold in pairs for left and right side of H/O hood scoop. Decal has correct angle to match scoop angle.

<b>DC34</b>	1969 H/O Hood Scoop Decals	32.00 pair
-------------	----------------------------	------------

**Engine Code Decals:** Usually located on oil filler tube. Red printing on a white background.

<b>DC1A</b>	Engine Code Decal	QW	1966-67 400 4 Barrel 4 Speed	3.50
<b>DC1B</b>	Engine Code Decal	QR	1965-67 400 4 Barrel Auto Trans	3.50
<b>DC1C</b>	Engine Code Decal	QN	1966-67 330 4 Barrel W/O AC	3.50
<b>DC1D</b>	Engine Code Decal	QP	1966-67 330 4 Barrel with AC	3.50
<b>DC1E</b>	Engine Code Decal	QA	1966-67 330 2 Barrel W/O AC	3.50
<b>DC1F</b>	Engine Code Decal	QZ	1966 Tri-Power (3 2 barrels)	3.50
<b>DC1</b>	Engine Code Decal	QR	1968-69 400 4 Barrel Auto Trans W/O AC	3.50
<b>DC2</b>	Engine Code Decal	QW	1968-69 4 Barrel Stick W/O AC	3.50
<b>DC2A</b>	Engine Code Decal	QS	1968-69 400 4 Barrel Auto Trans with AC	3.50
<b>DC2B</b>	Engine Code Decal	TN	1968 350 4 Barrel Auto Trans	3.50
<b>DC3</b>	Engine Code Decal	QV	1968-69-70 350 Stick	3.50
<b>DC4</b>	Engine Code Decal	QN	1968-69-70-71-72 350 4 Barrel A/T W/O AC	3.50
<b>DC4A</b>	Engine Code Decal	QB	1968-69-70-71-72 350 2 Barrel with AC	3.50
<b>DC4B</b>	Engine Code Decal	QA	1968-69-70-71 350 2 Barrel W/O AC	3.50
<b>DC4C</b>	Engine Code Decal	QP	1968-69-70-71-72-73-74 350 4 Barrel with AC	3.50
<b>DC5</b>	Engine Code Decal	QE	1968-69 Hurst Olds, 1971-72-73 350 4 Speed	3.50
<b>DC6</b>	Engine Code Decal	QX	1968-69 W-31 Stick	3.50
<b>DC7</b>	Engine Code Decal	QT	1968-69 W30 Auto Trans, 1973 Auto Trans w/ AC	3.50
<b>DC8</b>	Engine Code Decal	QU	1968-69 W30 Stick	3.50
<b>DC8A</b>	Engine Code Decal	QL	1968-69 W32 Auto Trans	3.50
<b>DC9</b>	Engine Code Decal	TS	1970-71 W30 Stick	3.50
<b>DC10</b>	Engine Code Decal	TW	1970-71 455 Auto Trans W/O AC	3.50
<b>DC11</b>	Engine Code Decal	TU	1970-71 455 4 Speed	3.50
<b>DC12</b>	Engine Code Decal	QD	1969-70 W31 Auto Trans	3.50
<b>DC13</b>	Engine Code Decal	TT	1970-71 W30 Auto Trans	3.50
<b>DC15</b>	Engine Code Decal	TL	1970 W30 Auto Trans with AC	3.50
<b>DC15A</b>	Engine Code Decal	TP	1970-71 455 Auto Trans with A/C	3.50
<b>DC15B</b>	Engine Code Decal	TV	1970 455 High Compression with A/C (W32)	3.50
<b>DC15X</b>	Engine Code Decal	TX	1970 SX, 1971 Low Compression 455 2 brl	3.50
<b>DC16</b>	Engine Code Decal	UO	1972 W30 Auto Trans	3.50
<b>DC17</b>	Engine Code Decal	UL	1972 W30 Stick	3.50
<b>DC18</b>	Engine Code Decal	QK	1972 350 4 Barrel Stick with A/C	3.50
<b>DC19</b>	Engine Code Decal	UD	1972 455 4 Speed Stick	3.50
<b>DC20</b>	Engine Code Decal	UA	1972-73-74 455 Auto Trans	3.50

**QW QW**

**QR QR**

**QZ QZ**

**TN TN**

**QN QN**

**QA QA**

**QE QE**

**TS TS**

**QD QD**

**TT TT**

**TP TP**

**UL UL**

**Tire Pressure and Door Jamb Decals:** I.D. Number decal is shipped blank. You need to fill in the appropriate information. Mark of Excellence is a foil decal.

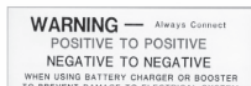
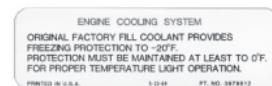
<b>DC21</b>	Manufacturers I.D. Number Decal (2 piece)	1970-75 all	8.75
<b>DC22</b>	"GM Mark of Excellence" Door Decal	1966-72 all	4.50
<b>DC23</b>	Tire Pressure Decal (door jamb)	1966 all	4.00
<b>DC24</b>	Tire Pressure Decal (door jamb)	1967 all	4.00
<b>DC25A</b>	Tire Pressure Decal (door jamb)	1968 442 & Hurst Olds	4.00
<b>DC25D</b>	Tire Pressure Decal (door jamb)	1968 Cutlass	4.00
<b>DC25</b>	Tire Pressure Decal (door jamb)	1969 442	4.00
<b>DC25E</b>	Tire Pressure Decal (door jamb)	1969 Cutlass	4.00
<b>DC25B</b>	Tire Pressure Decal (door jamb)	1970 Cutlass	4.00
<b>DC25C</b>	Tire Pressure Decal (door jamb)	1970 442	4.00
<b>DC26</b>	Tire Pressure Decal (door jamb)	1969 Hurst Olds	4.00
<b>DC27</b>	Tire Pressure Decal (glove box)	1971-72 all	4.00
<b>DC26A</b>	Tire Pressure Decal (glove box)	1973 Cutlass all exc. H.O.	4.00
<b>DC26B</b>	Tire Pressure Decal (glove box)	1973 Hurst Olds	4.00
<b>DC26C</b>	Tire Pressure Decal (glove box)	1975-76 all Cutlass	4.00



<b>DC27A</b>	Glove Box Maintenance Decal	1971-72 all	5.00
<b>DC27B</b>	"Your New Olds" Sun Visor Decal	1973 all	5.00


**Engine Compartment and Air Filter Decals:** Best quality decals on the market.

<b>DC35</b>	Air Filter Decal (Top)	1969-72 Rocket 350 2 Barrel	8.00
<b>DC36</b>	Air Filter Decal (Top)	1969-72 Rocket 350 4 Barrel	8.00
<b>DC36A</b>	Air Filter Decal (Top)	1969-72 Rocket 455 4 Barrel	8.00
<b>DC36B</b>	Air Filter Decal (Top)	1969-72 Rocket 455 2 Barrel	8.00
<b>B134A</b>	Air Filter Decal (Top)	1973-74 Rocket 350 2 Barrel	8.00
<b>B134</b>	Air Filter Decal (Top)	1973-77 Rocket 350 4 Barrel	8.00
<b>B135</b>	Air Filter Decal (Top)	1973-76 Rocket 455 4 Barrel	8.00
<b>DC36F</b>	Air Filter Decal (Top)	1977 Rocket 403 4 Barrel	8.00
<b>DC37</b>	Air Filter Decal Ram Rod 350 (Top)	1969 W31	8.00
<b>DC38</b>	Air Filter Decal Ram Rod 400 (Top)	1969 W30 & W32	8.00
<b>DC39</b>	Air Filter Decal (Top)	1969-73 442 Not O.A.I.	8.00
<b>DC40</b>	"Keep your GM car All GM" Air filter Decal	1968-77 all	4.50
<b>DC41</b>	Ram Air Car Maintenance Air Filter Decal	1968-69 442 O.A.I.	8.50
<b>DC42</b>	Alignment Stripes for Radiator Cap	1968-77 all	3.00
<b>DC43</b>	Engine Cooling System Decal	1970-72 all	4.50
<b>DC44</b>	Frigidaire A/C Compressor Decal	1967-75 all w/ Frigidaire	5.50
<b>DC44A</b>	GM Anti-Freeze Coolant Protection Decal	1961-77 all	3.50
<b>DC45</b>	442 Valve Cover Engine Specs Decal	1967 442	8.00
<b>DC46</b>	Air Filter Maintenance Decal	1965 330 Engine	4.00
<b>DC47</b>	Windshield Washer Glass Bottle Decal	1964-67 all	5.00
<b>DC48B</b>	Doctor OLDS Decal (Multi-Color Die Cut)	All W Machines	5.00
<b>DC49</b>	Sun Visor Decal (right visor)	1972 all	4.50
<b>DC101</b>	Air Filter Maintenance Decal	1966-67 330 Engine	5.00
<b>DC102</b>	Ultra High Frequency Decal	1966 with Electronic Ignition	7.50
<b>DC103</b>	Battery Connection Instructions	1964-65 all	5.00
<b>DC104</b>	Engine Cooling and Fan Warning Decal	1964-65 all	5.00




**Exhaust Emission and Tune-Up Specifications Decal:** Usually located on radiator shroud except for DC45 which is a valve cover application. \*Printed on aluminum type material.

DC45	*Emission & Tune-up Decal		1967 442	8.00
DC50	*Emission & Tune-up Decal	OM	1968 W30	7.00
DC51	*Emission & Tune-up Decal	OK	1968 400 Stick	7.00
DC51A	*Emission & Tune-up Decal	OC	1968 400 A/T	7.00
DC52	*Emission & Tune-up Decal	OB	1968 350 4 Barrel	7.00
DC52A	*Emission & Tune-up Decal	OA	1968 350 2 Barrel	7.00
DC53	*Emission & Tune-up Decal	OV	1969 400 A/T	7.00
DC53A	*Emission & Tune-up Decal	OT	1969 350 2 Barrel	7.00
DC54	*Emission & Tune-up Decal	06	1969 Hurst	7.00
DC55	*Emission & Tune-up Decal	OX	1969 400 Stick	7.00
DC56	*Emission & Tune-up Decal	OU	1969 350 4 Barrel	7.00
DC57	*Emission & Tune-up Decal	OY	1969 W30	7.00
DC58	*Emission & Tune-up Decal	03	1969 W31	7.00
DC59	Emission & Tune-up Decal	OF	1970 W30 Auto Trans	6.00
DC60	Emission & Tune-up Decal	SI	1970 W31	6.00
DC61	Emission & Tune-up Decal	OJ	1970 Rallye 350	6.00
DC61A	Emission & Tune-up Decal	OM	1970 442 Auto Trans	6.00
DC61B	Emission & Tune-up Decal	SP	1970 W30 4 Speed	6.00
DC61C	Emission & Tune-up Decal	SJ	1970 350 4 Barrel Auto	6.00
DC61D	Emission & Tune-up Decal	SO	1970 350 2 Barrel Auto	6.00
DC61E	Emission & Tune-up Decal	SH	1970 350 2 Barrel Stick	6.00
DC61F	Emission & Tune-up Decal	SF	1970 350 4 Barrel Stick	6.00
DC61G	Emission & Tune-up Decal	SE	1970 442 455 Stick	6.00
DC61H	Emission & Tune-up Decal	ON	1970-71 Cutlass SX Models	6.00
DC62	Emission & Tune-up Decal	OE	1971 W30 except AC	6.00
DC63	Emission & Tune-up Decal	OB	1971 350 4 Barrel	6.00
DC64	Emission & Tune-up Decal	OA	1971 350 2 Barrel	6.00
DC65	Emission & Tune-up Decal	OG	1971 455 4 Barrel Auto Trans	6.00
DC66	Emission & Tune-up Decal	OK	1971 455 442 with AC exc W30	6.00
DC67	Emission & Tune-up Decal	OL	1971 W30 Auto Trans with AC	6.00
DC68	Emission & Tune-up Decal	OF	1971 455 2 Barrel Auto Trans	6.00
DC73	Emission & Tune-up Decal	OD	1971 455 442 4 Brl exc W30 & AC	6.00
DC74	Emission & Tune-up Decal	SA	1972 350 2 Barrel	6.00
DC75	Emission & Tune-up Decal	SC	1972 350 4 Barrel Stick	6.00
DC76	Emission & Tune-up Decal	SD	1972 350 4 Barrel Auto Trans	6.00
DC77	Emission & Tune-up Decal	SG	1972 W30	6.00
DC78	Emission & Tune-up Decal	SF	1972 455 4 Barrel Stick	6.00
DC79	Emission & Tune-up Decal	SH	1972 455 4 Barrel Auto Trans	6.00
DC130	Emission & Tune-up Decal	OP	1973 350 4 Barrel Auto Trans	6.00
DC132	Emission & Tune-up Decal	SF	1973 Hurst Olds	6.00
DC134	Emission & Tune-up Decal	OD	1973 455 4 Barrel	6.00
DC136	Emission & Tune-up Decal	OC	1974 350 4 Barrel	6.00
DC138	Emission & Tune-up Decal	OR	1974 Hurst Olds	6.00

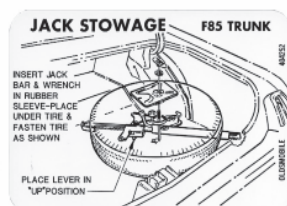
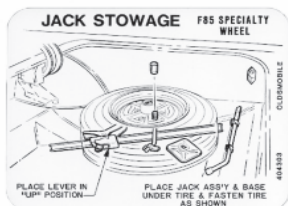

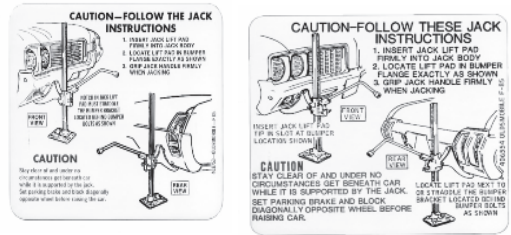
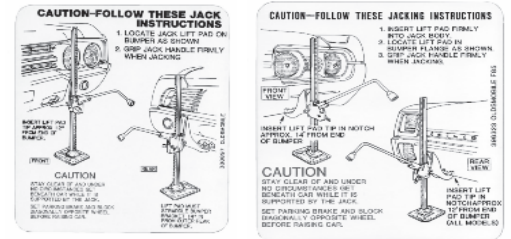


DC140	Emission & Tune-up Decal	OK	1975 350 4 Barrel	6.00
DC142	Emission & Tune-up Decal	ST	1975 Hurst W30	6.00
DC144	Emission & Tune-up Decal	ST	1975 455 4 Barrel	6.00
DC146	Emission & Tune-up Decal	SJ	1976 350 Auto Trans	6.00
DC148	Emission & Tune-up Decal	OJ	1976 455 4 Barrel	6.00
DC150	Emission & Tune-up Decal	OD	1977 350 4 Barrel	6.00
DC152	Emission & Tune-up Decal	SH	1977 403 4 Barrel	6.00
DC154	Emission & Tune-up Decal	SH	1977 442 403 4 Barrel	6.00



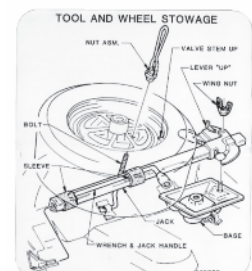
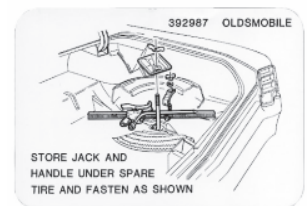
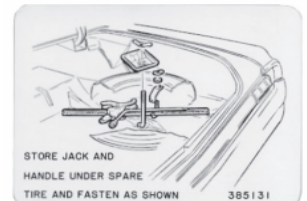
**Trunk Compartment Lid Decals:** Jack Instruction decals are applied to the right side of trunk lid while jack stowage is to the left of Jack Instruction decal.

DC80	Jack Instructions Decal	1962 all	6.00
DC81	Jack Instructions Decal	1964 all	5.00
DC82	Jack Instructions Decal	1965 all	5.00
DC83	Jack Instructions Decal	1966 all	5.00
DC84	Jack Instructions Decal	1967 all	5.00
DC85	Jack Instructions Decal	1968 all	5.00
DC86	Jack Instructions Decal	1969 all	5.00
DC87	Jack Instructions Decal	1970 all	5.00
DC88	Jack Instructions Decal	1971 all	5.00
DC89	Jack Instructions Decal	1972 all	5.00
DC180	Jack Instructions Decal	1973 all	5.00
DC181	Jack Instructions Decal	1974 all	5.00
DC182	Jack Instructions Decal	1975 all	5.00
DC184	Jack Instructions Decal	1976-77 all	5.00
DC90	Jack Stowage Decal	1964 all	5.00
DC91	Jack Stowage Decal	1965 all	5.00
DC92	Jack Stowage Decal	1966-67 all	5.00
DC94	Jack Stowage Decal	1968 all	5.00
DC95	Jack Stowage Decal for Specialty Wheel only	1969-72 all	5.00
DC96	Jack Stowage Decal for Standard Wheel only	1969-72 all	5.00
DC186	Jack Stowage Decal for Standard Wheel only	1973-74 all	5.00
DC188	Jack Stowage Decal for Specialty Wheel only	1973-75 all	5.00
DC190	Jack Stowage Decal for Standard Wheel only	1975 all	5.00
DC194	Jack Stowage Decal for Standard Wheel only	1976-77 all	5.00
DC196	Jack Stowage Decal for Specialty Wheel only	1976-77 all	5.00
DC97	Anti-Spin Differential Trunk Lid Decal	1964-75 all with Posi	5.00
DC97A	Anti-Spin Differential Trunk Lid Decal	1976-77 all with Posi	5.00
DC98	Jack Assembly Caution Decal	1962-72 all	5.00




**CAUTION:** THIS CAR IS EQUIPPED WITH ANTI-SPIN DIFFERENTIAL. IT WILL DELIVER POSITIVE POWER TO A REAR WHEEL ON THE GROUND EVEN THOUGH THE OPPOSITE WHEEL IS RAISED. DO NOT RUN ENGINE WITH CAR ON JACK. CONSULT OWNER'S MANUAL FOR ADDITIONAL INSTRUCTIONS.

**CAUTION**  
FOLLOW JACKING INSTRUCTIONS



**National Antique Oldsmobile Club of America:** Dedicated to the preservation, restoration, and enjoyment of all Oldsmobiles built between 1897 and 1978. National Antique Oldsmobile Club, Inc., 121 N Railroad Street, Myerstown, PA 17067. website: antiqueolds.org email: membership.naoc@yahoo.com If you are interested in joining the club, please ask us to include a membership application with your order.



**OLDSMOBILE CLUB OF AMERICA:** For information on the club with over 7000 active members and 25 chapters worldwide, write: Oldsmobile Club of America, Inc., P.O. Box 80318, Lansing, MI 48908. The Olds Club of America website address is: [www.oldsclub.org](http://www.oldsclub.org). Dues are currently 40.00 per year. We always have applications available. Please ask if interested.

**OLDSMOBILE PERFORMANCE CLUB:** Dedicated to Performance Oldsmobiles with a monthly e-newsletter called W-Machines Magazine that includes performance tips, historical information, technical information, parts



locating, and more all geared towards performance Oldsmobiles. Annual membership is 9.95 per year. For information on joining contact: Olds Performance Club c/o Paul Tortorici S&P Tees P.O. Box 4012 South Hackensack, NJ 07606 or visit [www.wildaboutcars.com](http://www.wildaboutcars.com) for more info.



**HURST OLDSMOBILE CLUB:** Dedicated to the preservation of Hurst/Oldsmobiles only. Newsletter packed with information, parts locating, and more. For further details contact: Hurst Oldsmobile Club, 304 South Clippert Street, Lansing, Michigan 48912 or go to their website [www.hurstolds.com](http://www.hurstolds.com).

For various **USED** parts such as sheet metal, consoles, OAI hoods and air cleaners, accessories, and other parts where used will sufficiently do the job and new is impossible to find, contact the following individuals. All individuals are responsible quality minded OLDSMOBILE enthusiasts.

Ron's Classic Cutlass  
3711 East Lake Rd. 28W  
Monticello, IN 47960  
Phone: 1-574-583-9763  
Fax: 1-574-583-2009  
Email: [classiccutlass@comcast.net](mailto:classiccutlass@comcast.net)

ED FOCHI  
474 Long Avenue  
Manasquan, New Jersey 08736  
1-201-417-3596  
E-Mail: [bonniejf@optonline.net](mailto:bonniejf@optonline.net)

GM Sports, Inc.  
2403 Stagecoach Road  
Stockton, CA 95215  
Phone: 1-209-462-4300  
Fax: 1-209-462-4302  
[gmsports.com](http://gmsports.com)

# INDEX

Part	Page	Part	Page	Part	Page
<b>A</b>		<b>C</b>		<b>F</b>	
A-Frame Seals	71	Control Arms, Front Suspension	57-58	Fender Moldings	13
Adhesive, Weatherstrip	77	Choke Tubes	61	Fender Ornament, 1966 442	14
Air Filters	38	Clamp, Radiator Hose Plastic	49	Filler Panel, Rear Deck	30
Air Filter Aluminum Plates & Retainer	70	Clamps, Radiator and Heater Hose	50	Firewall Insulation	101
Air Cleaner Base	68	Clips, Molding	111-113	Fisher Body Manuals	115
Air Cleaner, O.A.I. Top	68	Clutch 'Z' Bars	53	Floor Mats, Accessory Rubber	105
Appique, Dash Control	89	Coil Spring, Suspension	58	Floor Pans, Sheetmetal	29
Arm Rest Pads & Chrome Bases	85	Console, Bezel and Inserts	92	Fuel Pumps	63
Antenna Plastic Nut	35	Convertible Tops & Boots	102-103	Fuel Tanks	62
Antenna Assembly, Mounting Pads	35	Convertible Top Latches	103	Fuel Lines, Steel	61
Ash Tray	99	Convertible Top Switches	103	Front Bumper Plastic Shield	31
Assembly Manuals	115	Convertible Tack Strips	103	Front Wheel Bearings and Seals	47
Axle Bearings and Seals	47	Courtesy Lenses	97	Fresh Air Cables and Knobs	86
<b>B</b>		Cover, W27, Differential Housing	37	<b>G</b>	
Back Up Lenses	23	Cowl Lacing Strip	34	Gas Cap, Premium Fuel	63
Back Up light Housings	23	Cylinder, Brake Master, and Wheel	55-56	Gas Door Assembly	27
Backing Plates, Disc Brake	56	<b>D</b>		Gasket, Door Handle & Lock Cylinder	75
Ball Joints	59	Dash Bead Chrome Molding	88	Gaskets, Park, Tail, Back-up Lamp	22-25
Battery Tray and Hold Down Parts	39	Dash Bezels	90	Glove Box insert	101
Battery Cables	39	Dash Control Appliques	89	Grilles	10-11
Battery Cable Tubes	40	Dash Woodgrain Inserts	89	Grommet, Battery Cable Rubber	39
Belts, Fan, P/S, Alt., A/C	48	Decals, Engine and Body	120-123	Grommet, Sun Visor Support	87
Bezels, Chrome Dash and Console	88+92	Distributor Cap and Rotor	38	Grommets, Valve Cover	66
Bezels, Headlight	12	Divider, Trunk at Rear Seat	107	Ground Strap, Engine	39
Bezels, Chrome Tail Light	15	Dome Light Lenses and Housings	97	<b>H</b>	
Bezels, Side Marker	16	Door Edge Guards	14	Handle, Hood Release 'T'	18
Body Decals and Stencil Kits	108-109	Door Handles, Exterior	14	Handles, Inside Window Crank	98
Body Mount Rubber Kits	35	Door Handles, Interior	98	Harmonic Balancer, Rebuild	61
Body Side Moldings, Supreme	19	Door Hinges	32	Harnesses, Wiring	40-43
Bolt, Hood Hinge & Fender	110+114	Door Jamb Striker	33	Hazard Flasher Knob	90
Bolt, Bumper Mounting, Stainless	27	Door Jamb Wiring Boot	32	Headrest Assembly	84
Boot, Clutch Fork	53	Door Lock Buttons	86	Headlight Bezels	12
Boot, Floor Shift Rubber	95	Door Sill Plate	105	Headlight Buckets	15
Bracket, Front License Plate	27	Door Skins, Sheetmetal	30	Headlight Housings	11
Bracket, OAI Hood Lock	18	Door Panels and Seat Kits	80-82	Headlight Switches	44
Bracket, Sunvisor	100	Drip Rail Moldings	17	Headliners	87
Bracket, Bucket Seat Mounting	31	Dual Gate Top Plate	92	Headrest Escutcheon & Lock, Chrome	86
Bracket, Console Mounting	93	<b>E</b>		Heater Control Valve	51
Brake, Power Booster	55	Emblems, 442	2-3	Hinges, Door	32
Brake Hoses, Shoes & Pads	56	Emblems, Cutlass	4	Hinges, Hood	34
Bulbs, Interior and Exterior	43	Emblems, Cutlass Supreme	8	Hood, Fiberglass OAI	18
Bushings, Control Arm	59	Emblems, C/S, S	7	Hood Insulation Pads	71
Bumpers, Front and Rear Chrome	26	Emblems, Interior	83	Hood Louvers, Chrome	12
Bumper Fillers, Rubber	27	Emblems, Hurst/Olds	9	Hood Locks, Chrome	18
Bumper, Hood, Door Rubber	75	Emblems, Oldsmobile	5	Hood Moldings, Chrome	13
Bumper, Suspension Rubber	59	Emblems, Rocket	6	Horn, Contact, & Button	88
<b>C</b>		Engine Gasket Sets	64	Horn Assemblies	37
Cables, Brake	57	Engine Paint	65	Hoses, Radiator and Heater	50
Cables, Speedometer	60	Engine Pulleys	48	Hose, Power Steering	47
Cables, Throttle	60	Exhaust Manifolds WX, WZ	67	Hub Caps, Chrome (Poverty Cap)	36
Cables, Transmission Kick Down	54	Exhaust Manifold, Lock Washers	67	Hurst/Olds Emblems	9
Cables, Transmission Shift	54	Exhaust Manifold, Heat Shroud	67	Hurst/Olds, Hood Scoop	37
Cap, Gas	63	Exhaust Tips, Chrome Trumpets	16	Hurst/Olds Mirrors	21
Cap, Oil Filler	64	Extensions, Rear Rubber	19	Hurst/Olds Stripe Kits	108-109
Cap, Radiator	49	<b>F</b>		<b>I</b>	
Carburetor Rebuild Kits	61	Fan Shrouds	52	Ignition Bezel, Dashboard	90
Carpet Set, Door Panel Carpet	104	Fasteners and Clips	110-114	Ignition Switches	44
Center Caps, Wheel	36	Fenders, Sheetmetal	28	Ignition Wire Set	38
Console Box Insert/ Hinge	93			Indicator, Shift Lens	93

Part	Page	Part	Page	Part	Page
<b>I</b>		<b>O</b>		<b>S</b>	
Inside Rear View Mirrors	100	Opera Window Moldings	19	Seat Backs and Lower Panels	84
Instrument Cluster Lens and Bezel	88	Ornament, Front Fender 1966 442	14	Sheet Metal and Related Parts	28-31
Insulation, Kick Panel, Under Dash	101	Ornament, Center Cap Rocket	36	Shifter Boots and Seals	95
Insulation, Under Hood	71	Outer Wheelhouses	29	Shock Absorbers	59
Insulator, Radiator Rubber	52	Outside Door Handles	14	Sound Deadener, Carpet to Floor	104
Interiors, Seat Covers, Door panels	80-82	Outside Rear View Mirrors	21	Spare Tire Cover	106
Interior, Door Handles	98	Overflow Bottle, Radiator	49	Spark Plugs & Retainers	38
Interior, Window Crank Handles	98	<b>P</b>		Spark Plug Wire Sets	38
<b>J</b>		Package Tray, Rear Speaker Shelf	87	Spoiler, Rear Deck W35	30
Jack Shaft Insulator	107	Pad, Arm Rest	85	Stabilizer Link Kits & Bushings	58
Jack Stop Bracket	31	Pad, Rubber Brake-Clutch Pedal	96	Starter Shield	63
Jar, Washer Fluid	72	Pad, Windshield Pillar	96	Steel Fuel Lines	61
Jute Insulation, Package Tray	87	Padding, Seat Foam	84	Steering Center Link & Idler Arm	59
Jute Insulation, Under Dash	101	Paint, Engine	65	Steering Wheel & Parts	88
<b>K</b>		Paint, Trunk Spatter	106	Sun Visor Assemblies	87
Kick Down Cable, Transmission	54	Paint, Wheel	36	Sway Bar, Rear Axle	58
Knob, Shift	95	Parking Light Lenses	22	Switches, Convertible Top	103
Knobs, Dash Control	90	Pedal, Accelerator	96	Switches, Electrical	44-46
Knobs, Fresh Air Pull	86	Piping, Bucket Seat Chrome	84	<b>T</b>	
<b>L</b>		Plastic Inner fender Wells	71	Tail Light Bezels, 1966, 1967, 1969	15
Lenses, Dome and Courtesy	97	Plastic Shield, Front Bumper	31	Tail Light Lenses & Gaskets	24-25
Lenses, Park, Tail, Back-up	22-25	Power Door Lock Buttons	98	Thermostat, & Housing	49
Lens, Console (P-R-N-D-L)	93	Power Steering Hoses	47	Tie Rods and Ends	59
Lever, Turn Signal, Tilt Wheel	91	Power Steering Gearbox Kit	47	Top Pumps and Cylinders	102
Literature	115-119	Power Steering Pump Kit	47	Trumpet Exhaust Tips	16
Locks, Chrome Hood	18	Power Window Switches	98	Trim Ring, Wheel	36
Locks and Keys, Door, Trunk, Ignition	74	Power Window Motors	37	Trunk Edge Moldings	16
Louvers, Chrome Hood	12	Premium Fuel Cap	63	Trunk Mats	106
Lug Nuts, Wheel	36	Pump, Fuel	63	Trunk Mat, Accessory Rubber	106
Lug Wrench Clips	107	Pump, Water	49	T-Top Weatherstrips	77
<b>M</b>		<b>Q</b>		Tune-up Kit, Ignition Parts	38
Manual, Shop and Body	115	Quarter End Cap Moldings	14	Turn Signal and Tilt Wheel Levers	91
Manifold, Exhaust-W/Z-W/X	67	Quarter End Cap Seals	34	<b>U-V</b>	
Map Light, Under Dash	88	Quarter Panels, Sheetmetal	28	Under Dash Insulation	101
Marker Lamp, Side Front and Rear	16	Quarter Window Sash Channels	78	Universal Joint	57
Master Cylinders	55	Quarter Window Weatherstrip	78	Vacuum Motor, O.A.I.	68
Mats, Trunk	106	<b>R</b>		Valve Covers	66
Mirror, Side View, & Gaskets	21	Radiator Core Support Bushings	35	Valve Cover Grommets	66
Mirror Brackets, Inside	100	Radiator Hoses, Clamps	50	Valve, Differential Vent Plastic	37
Molding Clips	111-113	Radiator Shroud	52	Vent, Door Jamb	94
Moldings, Drip Rail	17	Radiator Shroud Seals	51	Vinyl Top Moldings	17
Moldings, Fender and Quarter	13-14	Radiator Top Plate	52	Visor Vanity Mirror	87
Moldings, Hood and Fender Extension	13	Rear Bumpers, Chrome	26	Vista Cruiser, Bumper Fillers	20
Moldings, Vinyl Top	17	Rear End Cover, W27	37	Vista Cruiser, Emblems	20
Moldings, Wheel Opening	17	Rear Quarter Windlace	101	Vista Cruiser, Sill Plates	105
Motor, Power Window	37	Reflector, Door Panel	104	Voltage Regulator	46
Mount, Engine and Transmission	65	Regulators, Window	33	<b>W-X-Y-Z</b>	
Muffler Hangers	57	Repair Manuals, Shop	115	Water Pumps	49
<b>N</b>		Retaining Clip, Seat Belt	99	Weatherstrip, Convertible Top	76
New Old Stock	117	Roller Assembly, Quarter Window	33	Weatherstrip, Door and Roof Rail	76
<b>O</b>		Roof Rail Weatherstrips	76	Weatherstrip, Quarter Window	78
O.A.I. Air Cleaner Assembly	68	Rubber Bumper Fillers	27	Weatherstrip, Trunk	106
O.A.I. Air Cleaner Base	68	Rubber Insert, Rear Bumper	27	Weatherstrip, Vent Window	77
Oil Filler Tube and Cap	64	<b>S</b>		Wheel Bearings and Seals	47
Oil Indicators and Tubes	64	Screw Package, Interior and Tapping	114	Wheel Opening Moldings	17
Oil Pan	64	Scoops, OAI Front Bumper	69	Wheel Parts, SSI, and SSII	36
Oil Pressure Sending Unit	46	Seal, OAI Air Cleaner Foam	68	Window Channel Kits (Fuzzies)	78
Oldsmobile Scripts	5, 8	Seals, A Frame	71	Windshield Washer Jars and Parts	72
		Seals, Shift Lever Nylon	93	Windshiel Wiper Arms, Blades	73
		Seat Back Escutcheon and Lock	84	Wiring Harnesses	40-43
				Woodgrain Appliques	89 + 92